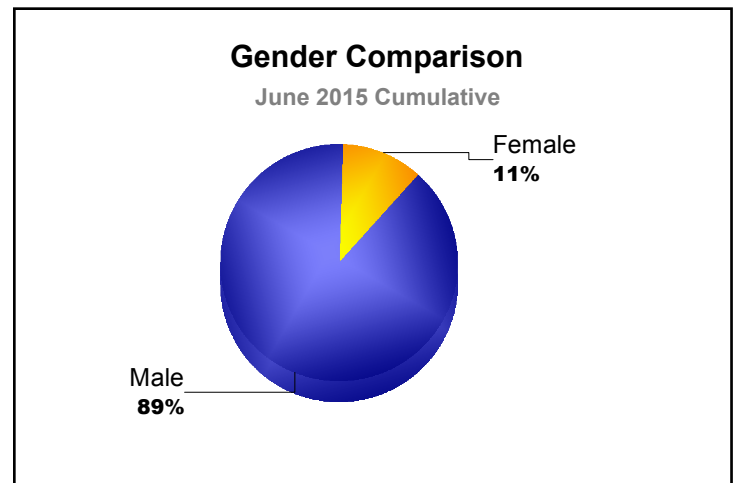
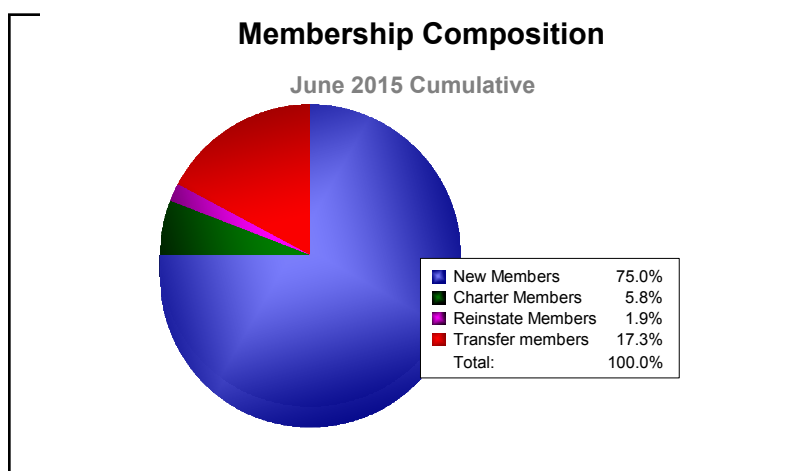
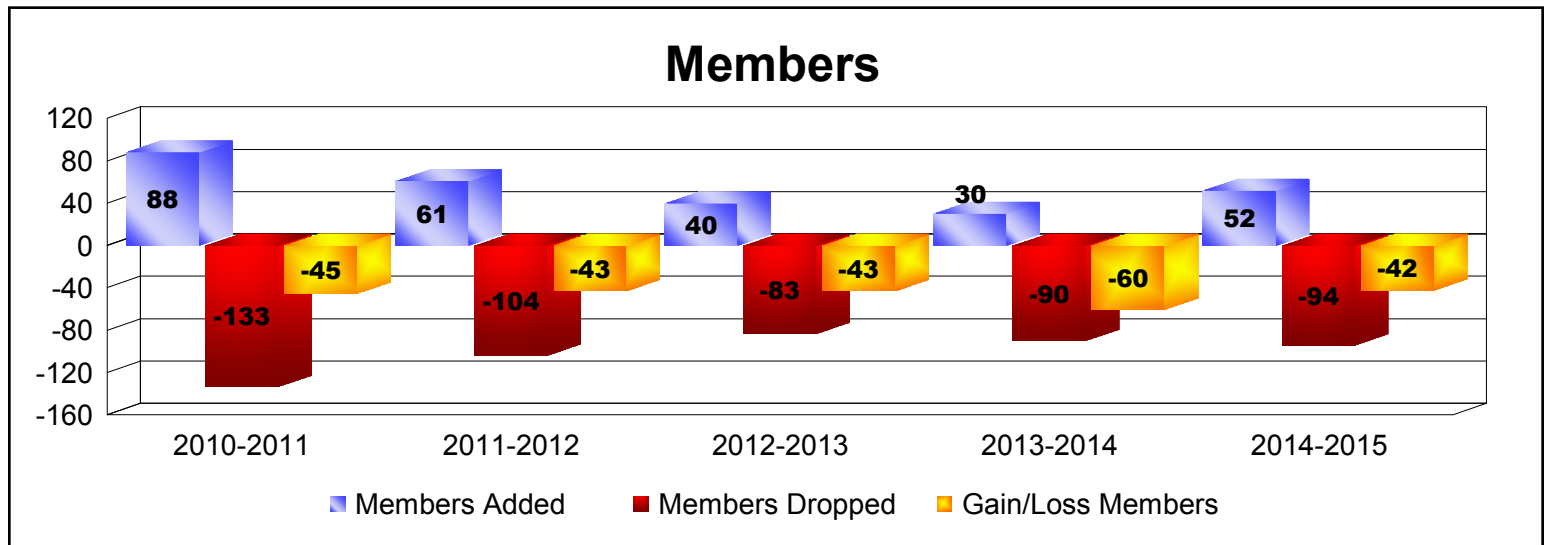
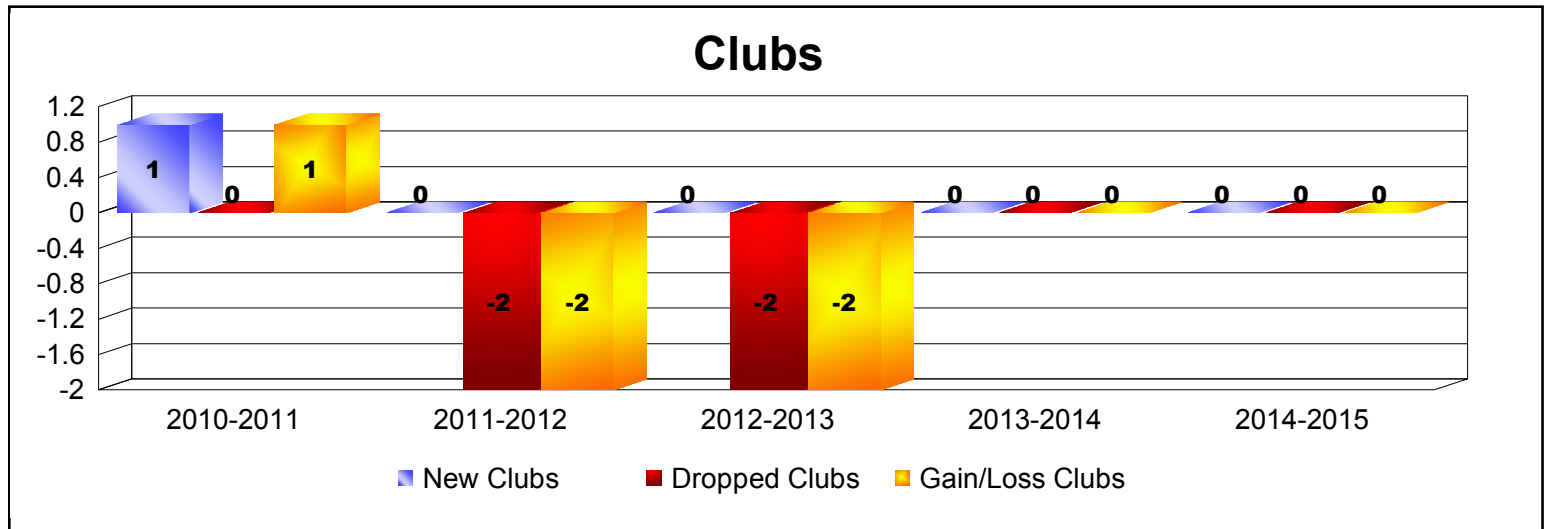
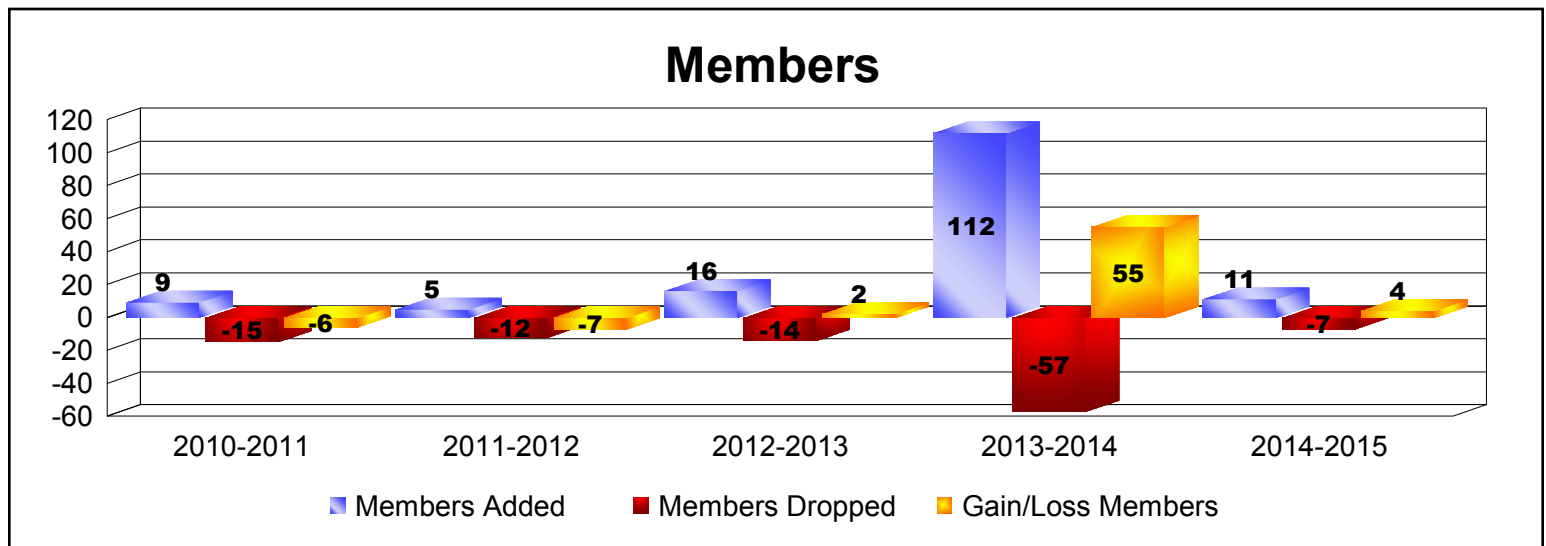
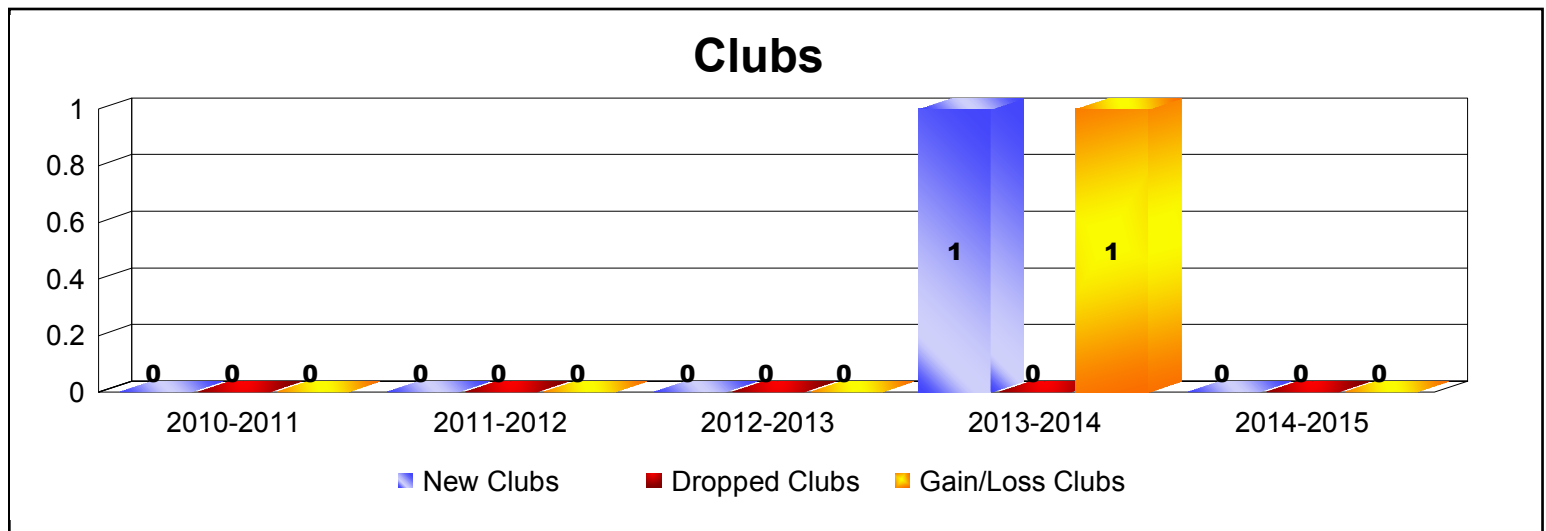


Year	New Clubs	Dropped Clubs	Gain/ Loss Clubs	New Members	Charter Members	Reinstate Members	Transfer Members	Total Member Added	Total Members Dropped	Gain/ Loss Members
2010-2011	1	0	1	52	27	0	9	88	-133	-45
2011-2012	0	-2	-2	35	0	0	26	61	-104	-43
2012-2013	0	-2	-2	36	0	0	4	40	-83	-43
2013-2014	0	0	0	25	2	2	1	30	-90	-60
2014-2015	0	0	0	39	3	1	9	52	-94	-42
Average	0	-1	-1	37	6	1	10	54	-101	-47

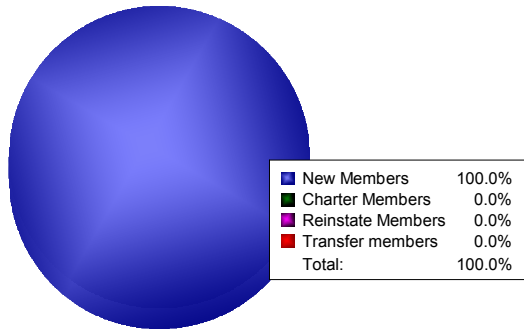


Year	New Clubs	Dropped Clubs	Gain/ Loss Clubs	New Members	Charter Members	Reinstate Members	Transfer Members	Total Member Added	Total Members Dropped	Gain/ Loss Members
2010-2011	0	0	0	1	0	0	0	1	-7	-6
2010-2011	0	0	0	8	0	0	0	8	-8	0
2011-2012	0	0	0	5	0	0	0	5	-6	-1
2011-2012	0	0	0	0	0	0	0	0	-6	-6
2012-2013	0	0	0	6	0	0	0	6	-5	1
2012-2013	0	0	0	9	0	1	0	10	-9	1
2013-2014	0	0	0	3	0	0	0	3	-5	-2
2013-2014	1	0	1	6	103	0	0	109	-52	57
2014-2015	0	0	0	5	0	0	0	5	-3	2
2014-2015	0	0	0	6	0	0	0	6	-4	2
Average	0	0	0	5	10	0	0	15	-11	5



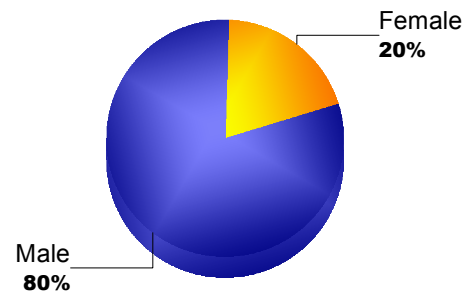
Membership Composition

June 2015 Cumulative



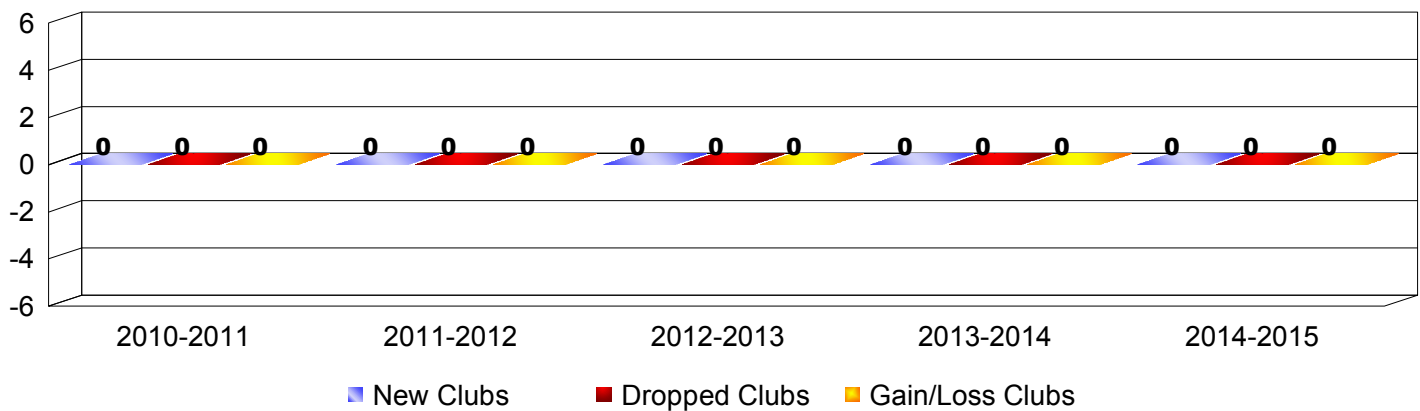
Gender Comparison

June 2015 Cumulative

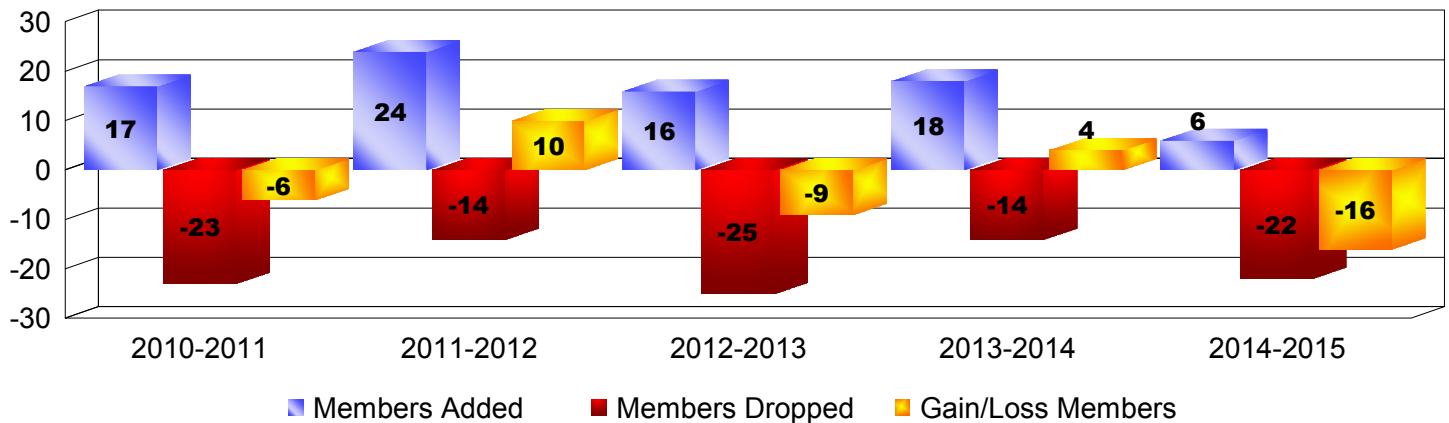


Year	New Clubs	Dropped Clubs	Gain/ Loss Clubs	New Members	Charter Members	Reinstate Members	Transfer Members	Total Member Added	Total Members Dropped	Gain/ Loss Members
2010-2011	0	0	0	7	0	0	0	7	-6	1
2010-2011	0	0	0	9	0	0	1	10	-17	-7
2011-2012	0	0	0	13	0	0	0	13	-9	4
2011-2012	0	0	0	10	0	0	1	11	-5	6
2012-2013	0	0	0	9	0	0	1	10	-9	1
2012-2013	0	0	0	4	0	1	1	6	-16	-10
2013-2014	0	0	0	6	0	0	0	6	-11	-5
2013-2014	0	0	0	9	0	0	3	12	-3	9
2014-2015	0	0	0	1	0	0	0	1	-11	-10
2014-2015	0	0	0	3	0	0	2	5	-11	-6
Average	0	0	0	7	0	0	1	8	-10	-2

Clubs

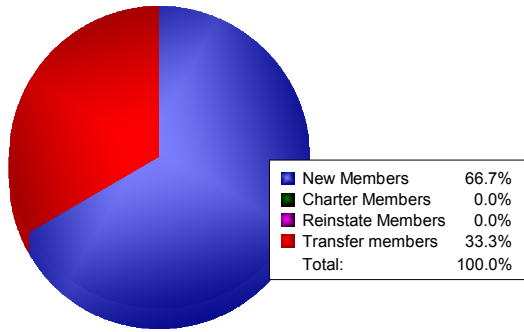


Members



Membership Composition

June 2015 Cumulative



Gender Comparison

June 2015 Cumulative

