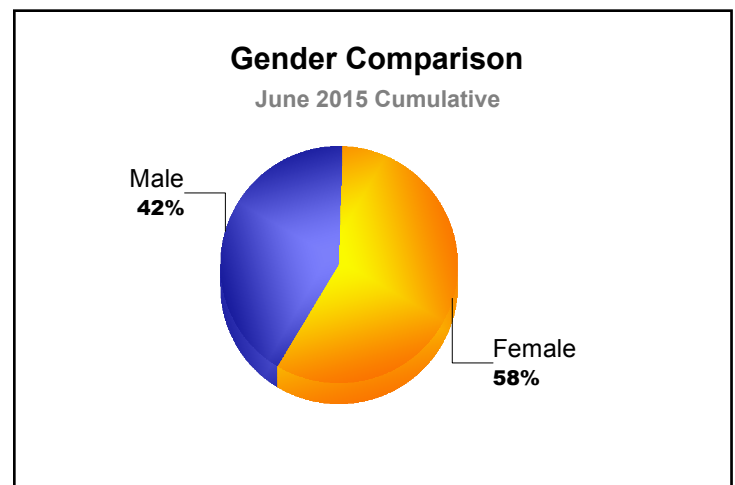
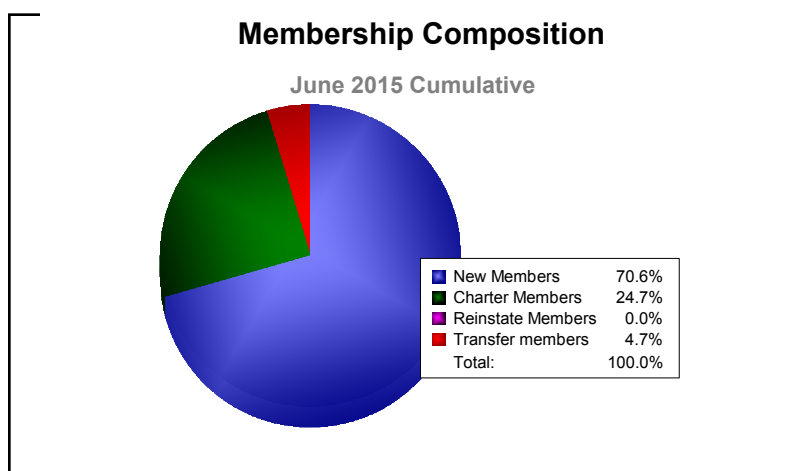
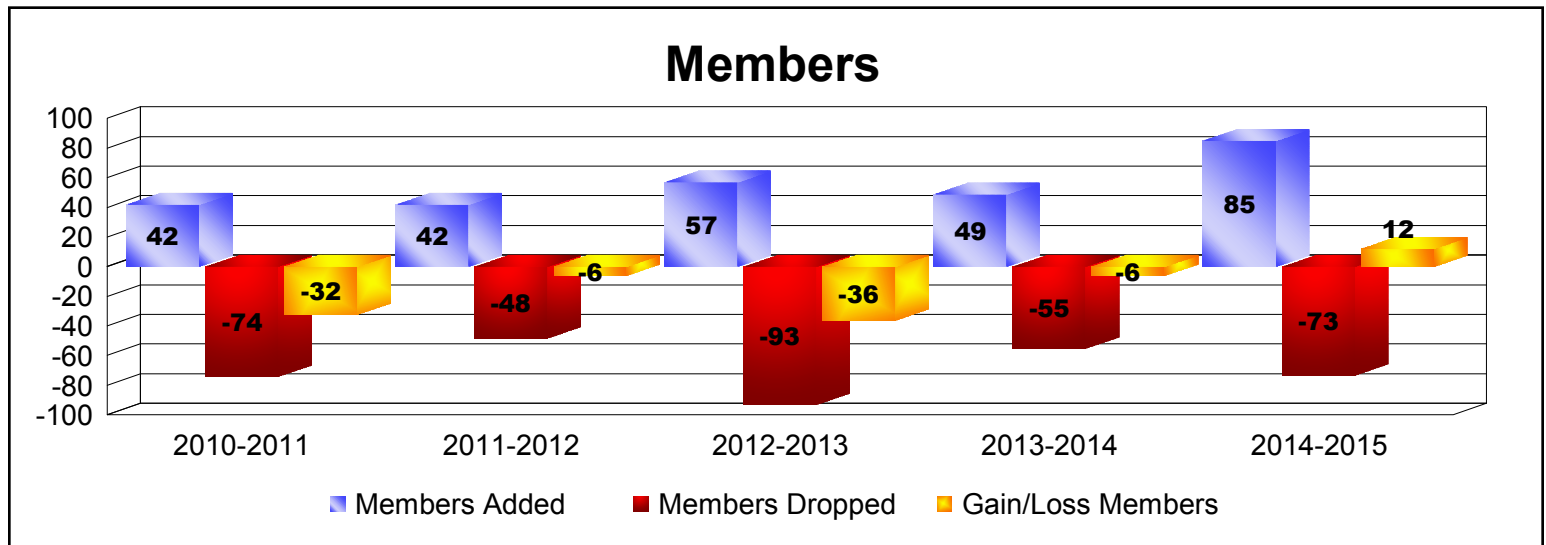
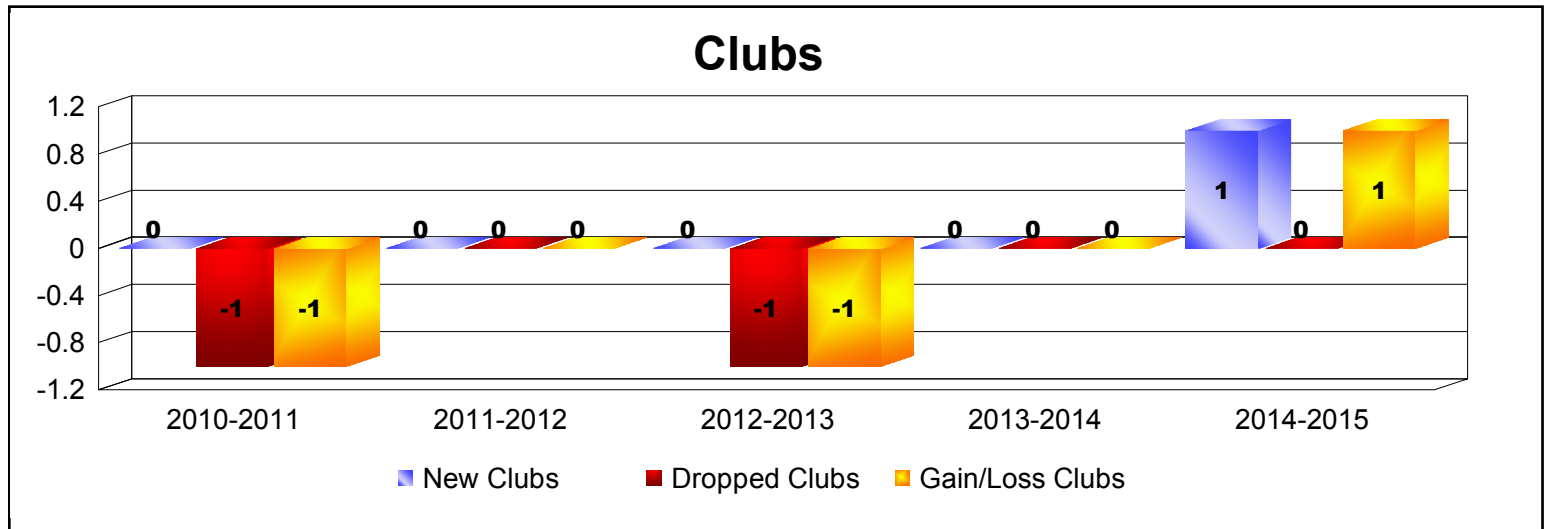


Year	New Clubs	Dropped Clubs	Gain/ Loss Clubs	New Members	Charter Members	Reinstate Members	Transfer Members	Total Member Added	Total Members Dropped	Gain/ Loss Members
2010-2011	0	-1	-1	36	5	1	0	42	-74	-32
2011-2012	0	0	0	25	0	15	2	42	-48	-6
2012-2013	0	-1	-1	53	0	3	1	57	-93	-36
2013-2014	0	0	0	46	2	1	0	49	-55	-6
2014-2015	1	0	1	60	21	0	4	85	-73	12
Average	0	0	0	44	6	4	1	55	-69	-14



Year	New Clubs	Dropped Clubs	Gain/ Loss Clubs	New Members	Charter Members	Reinstate Members	Transfer Members	Total Member Added	Total Members Dropped	Gain/ Loss Members
2010-2011	0	-1	-1	67	0	0	0	67	-67	0
2011-2012	0	-1	-1	36	0	8	1	45	-83	-38
2012-2013	3	0	3	52	92	0	1	145	-49	96
2013-2014	0	0	0	40	0	0	1	41	-143	-102
2014-2015	1	0	1	52	30	2	4	88	-101	-13
Average	1	0	0	49	24	2	1	77	-89	-11

