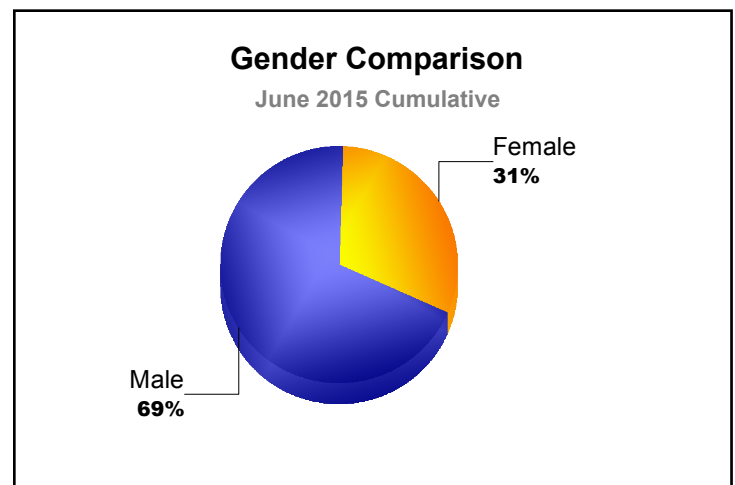
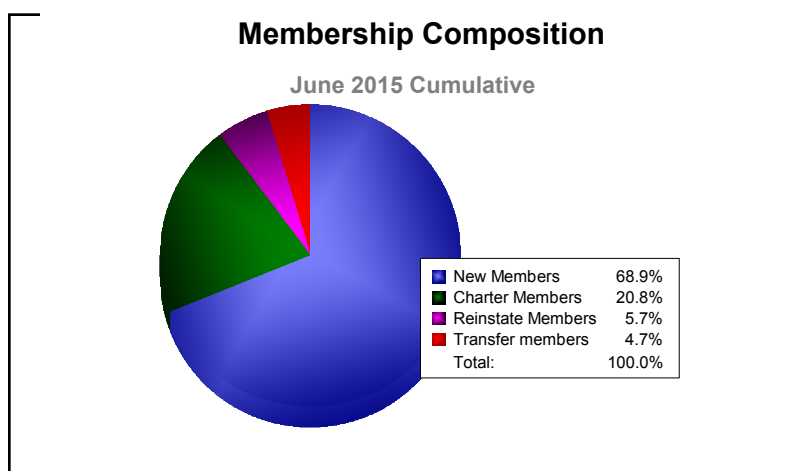
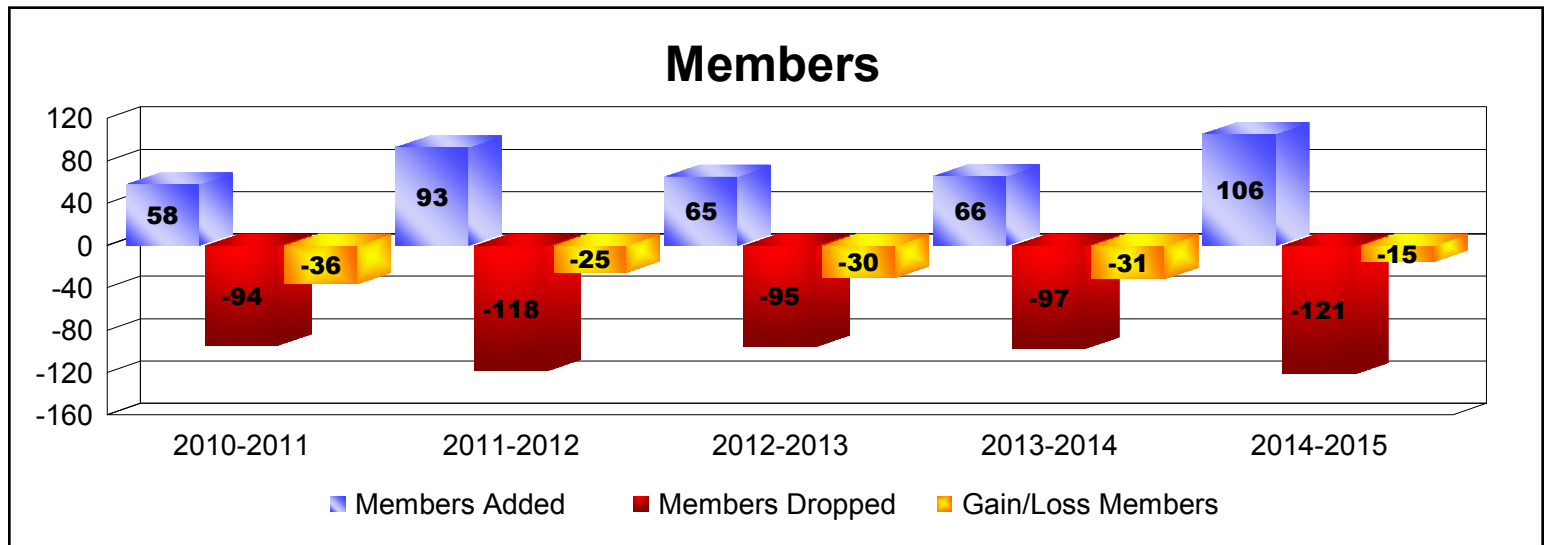
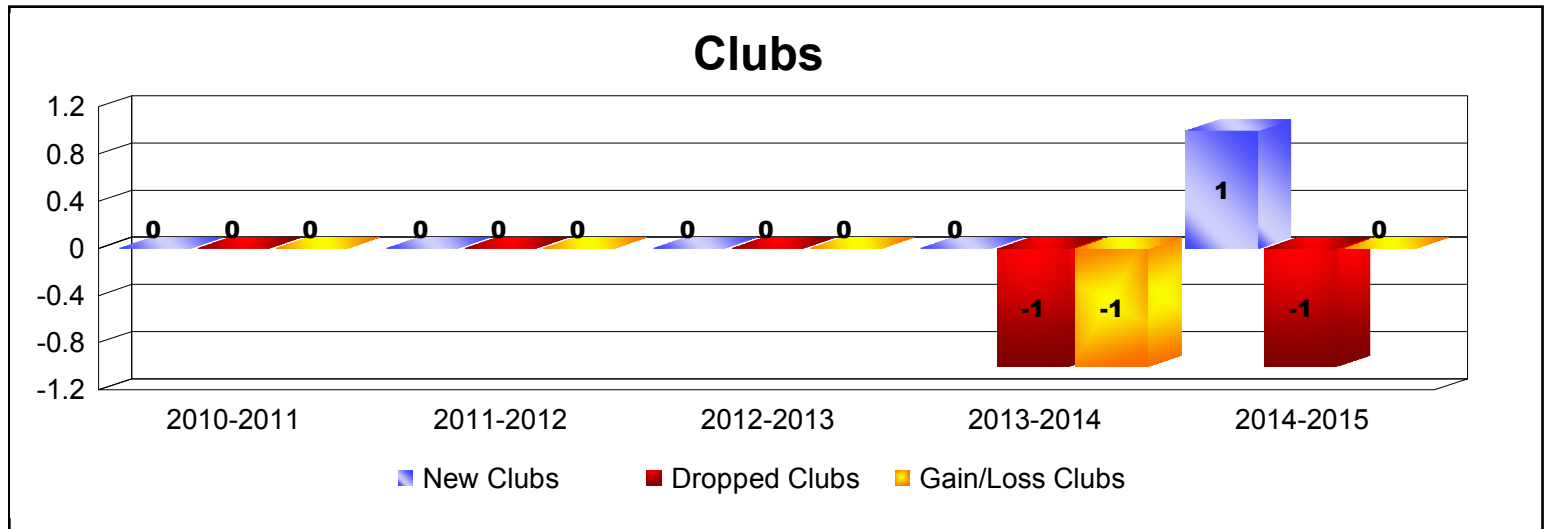
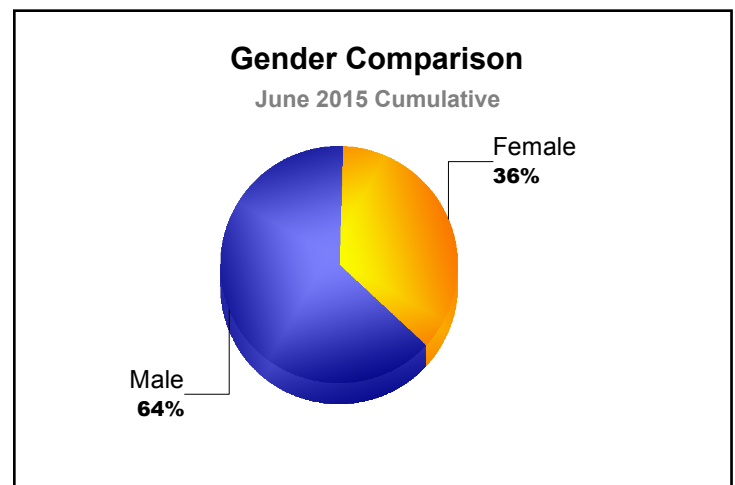
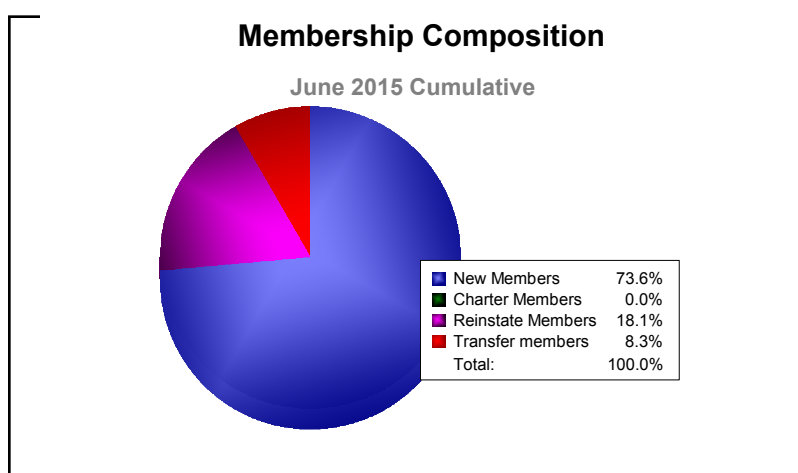
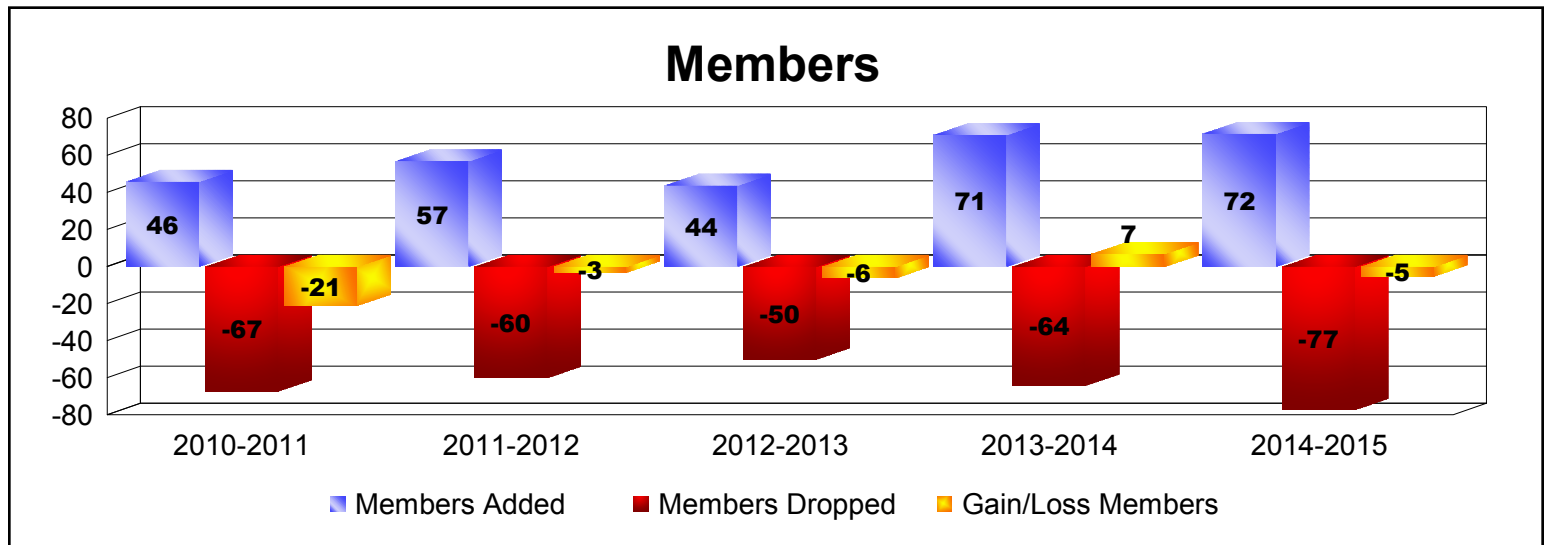
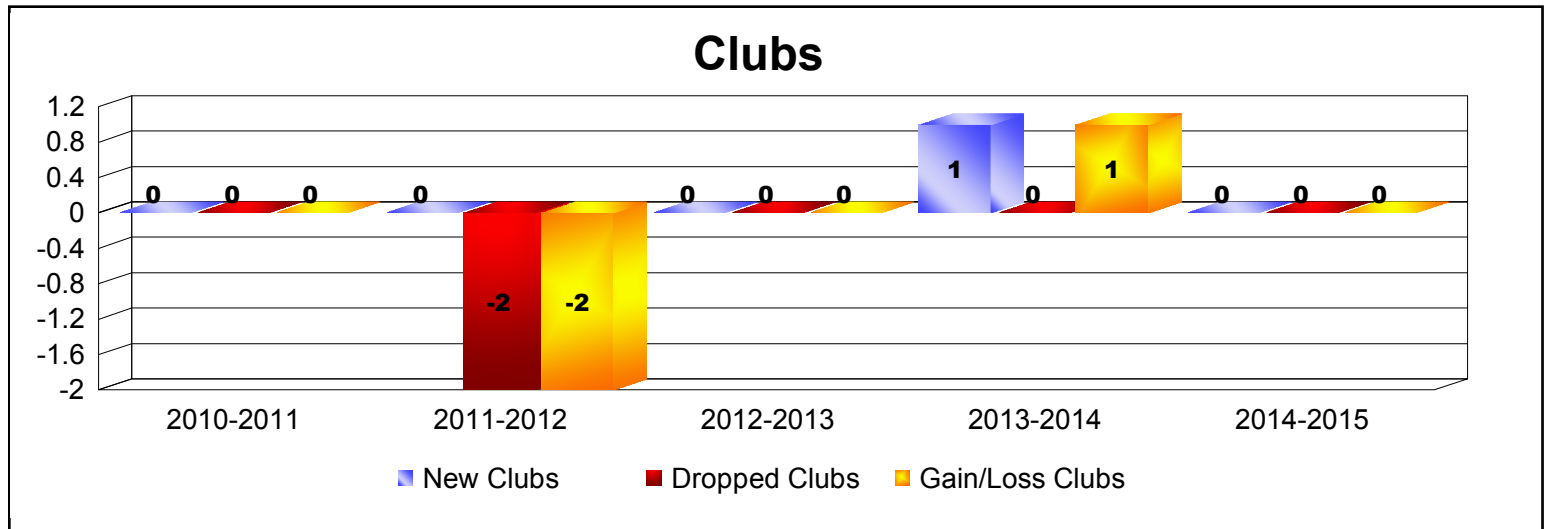


Year	New Clubs	Dropped Clubs	Gain/ Loss Clubs	New Members	Charter Members	Reinstate Members	Transfer Members	Total Member Added	Total Members Dropped	Gain/ Loss Members
2010-2011	0	0	0	52	0	4	2	58	-94	-36
2011-2012	0	0	0	88	0	2	3	93	-118	-25
2012-2013	0	0	0	62	0	2	1	65	-95	-30
2013-2014	0	-1	-1	43	1	7	15	66	-97	-31
2014-2015	1	-1	0	73	22	6	5	106	-121	-15
Average	0	0	0	64	5	4	5	78	-105	-27



Year	New Clubs	Dropped Clubs	Gain/ Loss Clubs	New Members	Charter Members	Reinstate Members	Transfer Members	Total Member Added	Total Members Dropped	Gain/ Loss Members
2010-2011	0	0	0	41	0	4	1	46	-67	-21
2011-2012	0	-2	-2	53	0	2	2	57	-60	-3
2012-2013	0	0	0	36	0	6	2	44	-50	-6
2013-2014	1	0	1	35	23	9	4	71	-64	7
2014-2015	0	0	0	53	0	13	6	72	-77	-5
Average	0	0	0	44	5	7	3	58	-64	-6



Year	New Clubs	Dropped Clubs	Gain/ Loss Clubs	New Members	Charter Members	Reinstate Members	Transfer Members	Total Member Added	Total Members Dropped	Gain/ Loss Members
2010-2011	0	-1	-1	45	0	2	16	63	-78	-15
2011-2012	0	0	0	25	0	1	3	29	-35	-6
2012-2013	0	0	0	36	0	1	8	45	-48	-3
2013-2014	0	-1	-1	48	0	2	2	52	-62	-10
2014-2015	0	0	0	32	0	2	2	36	-37	-1
Average	0	0	0	37	0	2	6	45	-52	-7

