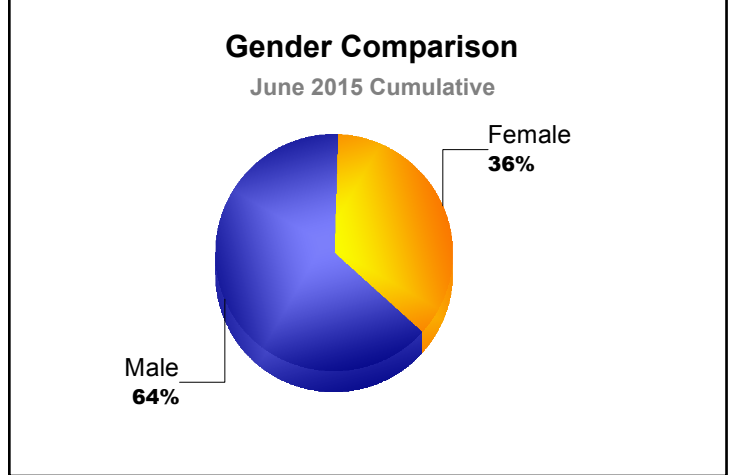
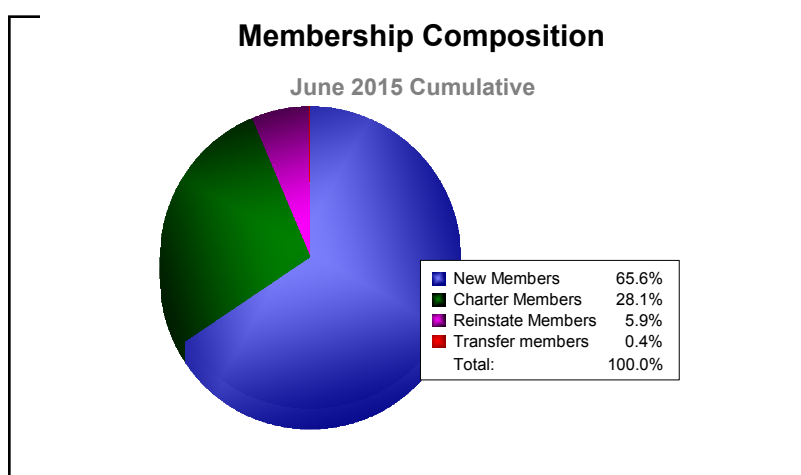
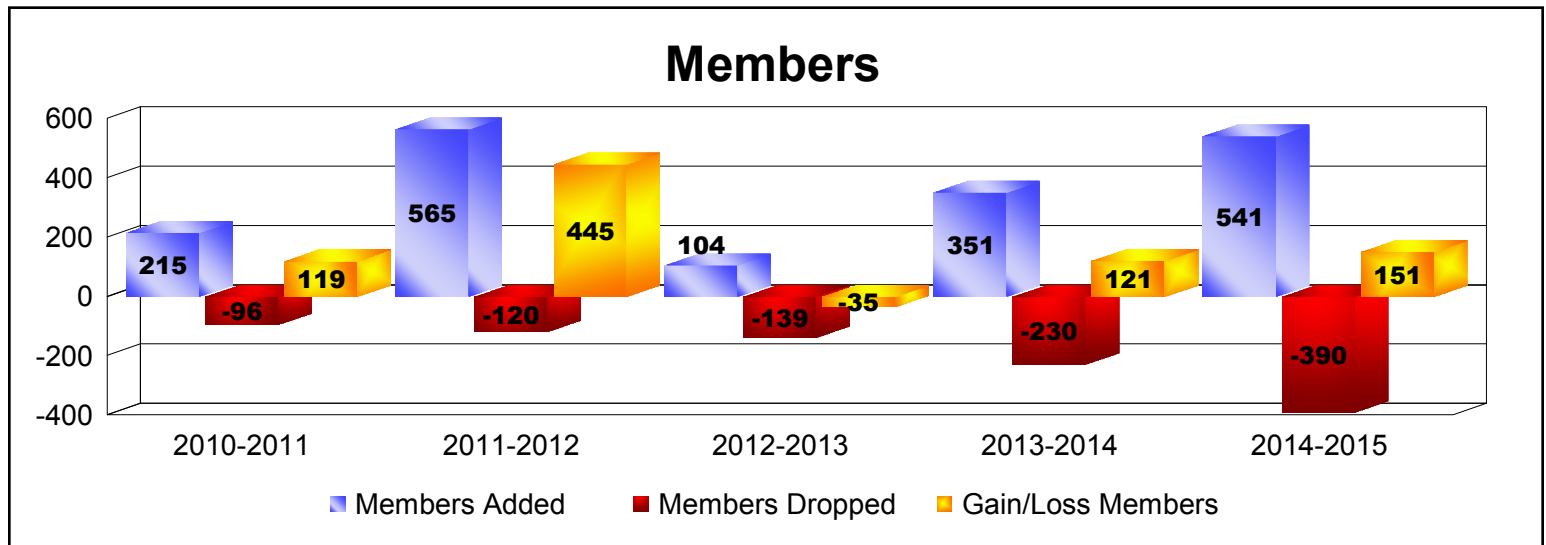
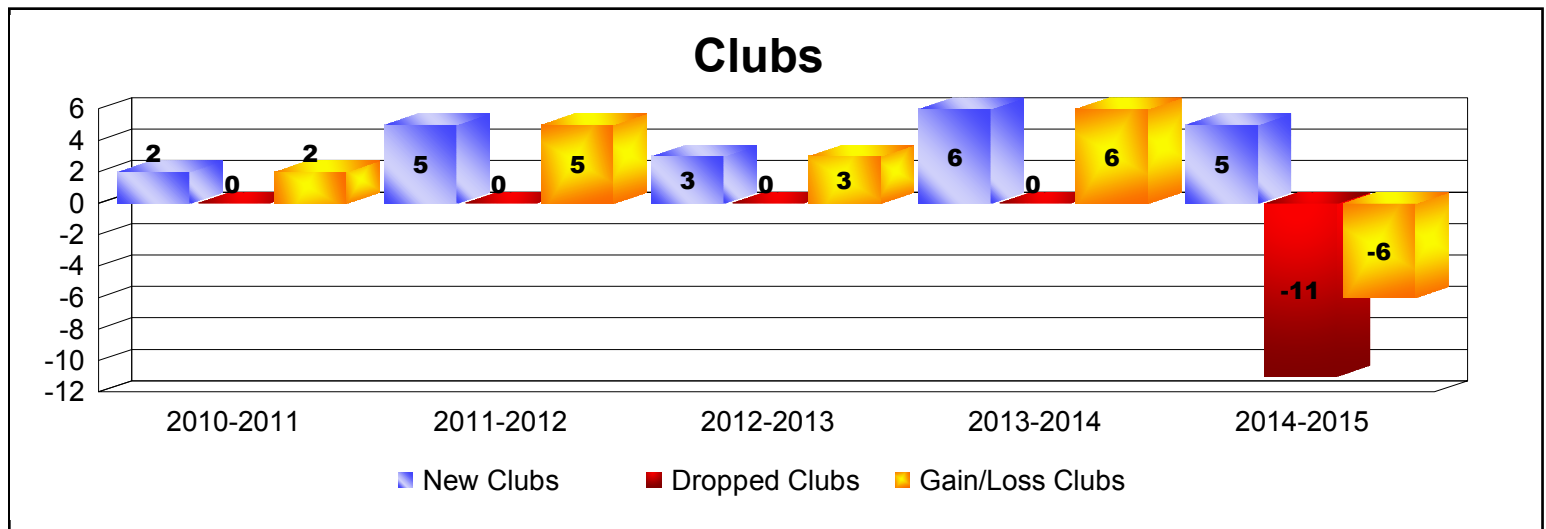


Year	New Clubs	Dropped Clubs	Gain/ Loss Clubs	New Members	Charter Members	Reinstate Members	Transfer Members	Total Member Added	Total Members Dropped	Gain/ Loss Members
2010-2011	2	0	2	129	49	36	1	215	-96	119
2011-2012	5	0	5	402	116	44	3	565	-120	445
2012-2013	3	0	3	38	60	6	0	104	-139	-35
2013-2014	6	0	6	107	207	37	0	351	-230	121
2014-2015	5	-11	-6	355	152	32	2	541	-390	151
Average	4	-2	2	206	117	31	1	355	-195	160



Year	New Clubs	Dropped Clubs	Gain/ Loss Clubs	New Members	Charter Members	Reinstate Members	Transfer Members	Total Member Added	Total Members Dropped	Gain/ Loss Members
2010-2011	3	-4	-1	0	60	0	0	60	-69	-9
2011-2012	1	-4	-3	0	20	11	0	31	-95	-64
2012-2013	0	-2	-2	0	0	0	0	0	-31	-31
Average	1	-3	-2	0	27	4	0	30	-65	-35

