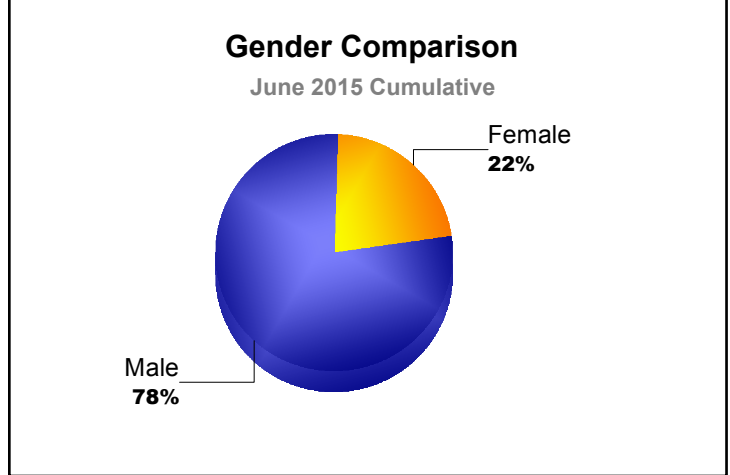
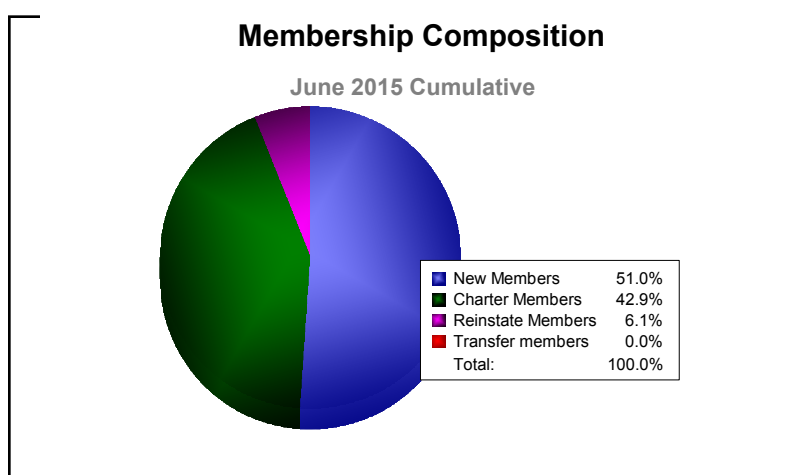
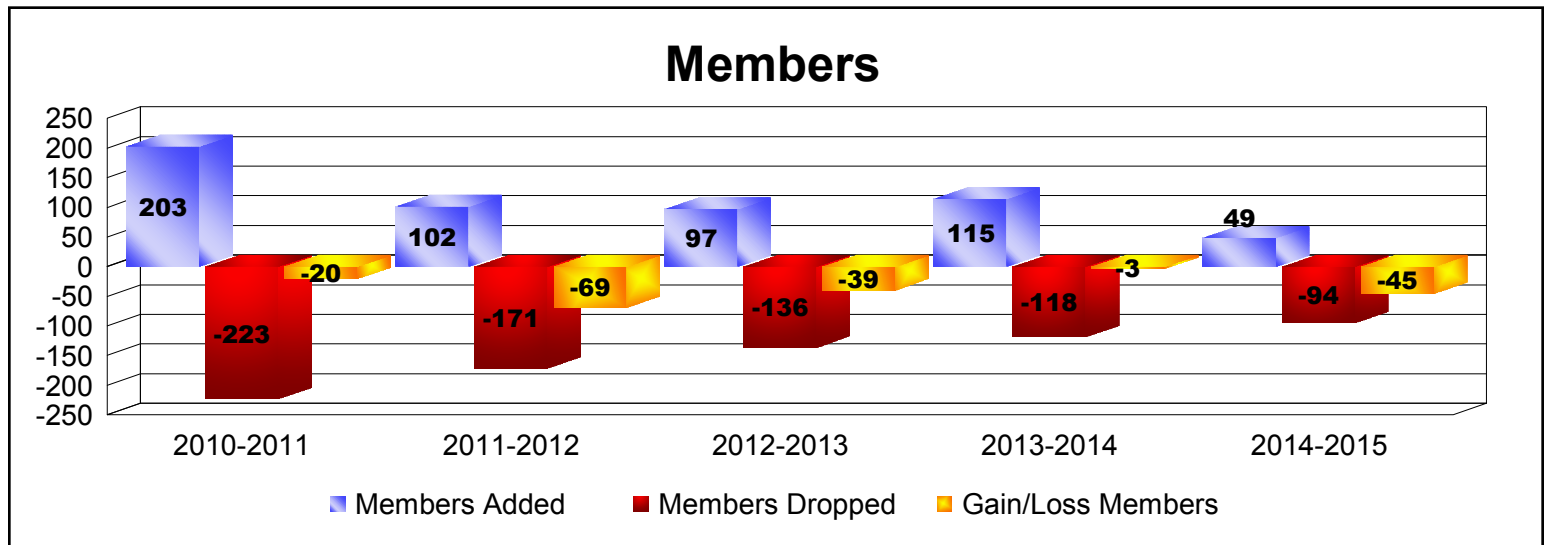
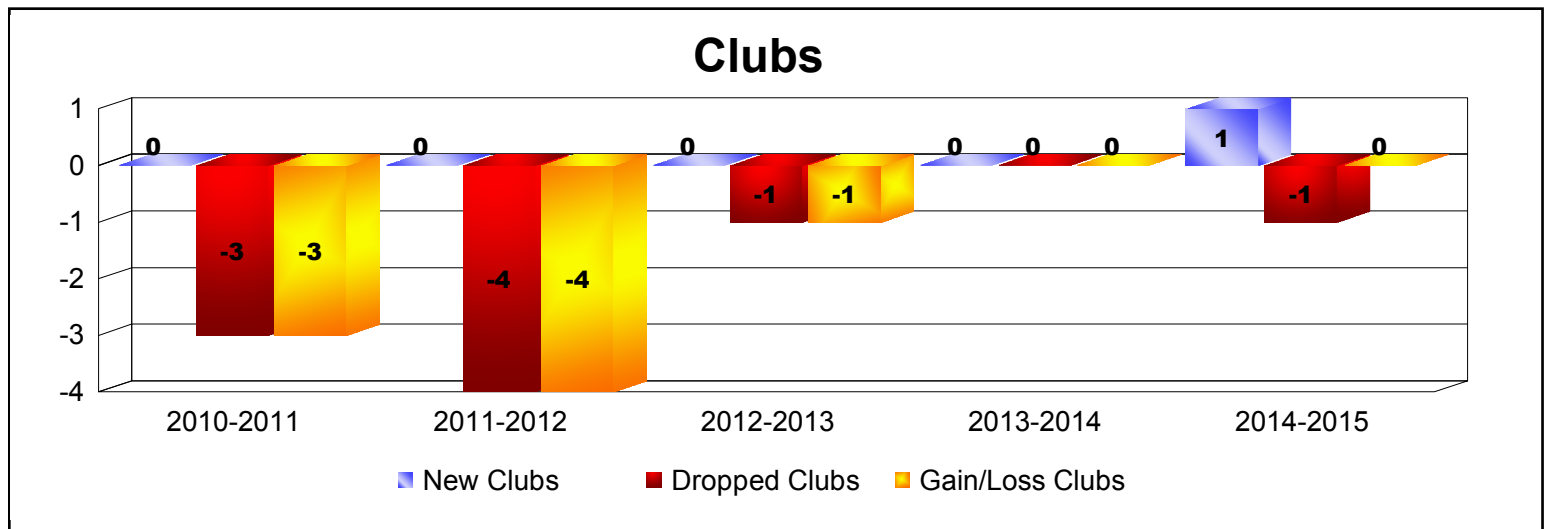


Year	New Clubs	Dropped Clubs	Gain/ Loss Clubs	New Members	Charter Members	Reinstate Members	Transfer Members	Total Member Added	Total Members Dropped	Gain/ Loss Members
2010-2011	0	-3	-3	157	0	43	3	203	-223	-20
2011-2012	0	-4	-4	83	0	17	2	102	-171	-69
2012-2013	0	-1	-1	67	0	29	1	97	-136	-39
2013-2014	0	0	0	71	13	25	6	115	-118	-3
2014-2015	1	-1	0	25	21	3	0	49	-94	-45
Average	0	-2	-2	81	7	23	2	113	-148	-35



Year	New Clubs	Dropped Clubs	Gain/ Loss Clubs	New Members	Charter Members	Reinstate Members	Transfer Members	Total Member Added	Total Members Dropped	Gain/ Loss Members
2010-2011	0	-15	-15	111	0	18	0	129	-350	-221
2011-2012	1	-2	-1	63	21	101	1	186	-174	12
2012-2013	3	-1	2	101	71	12	0	184	-94	90
2013-2014	2	0	2	144	59	20	1	224	-117	107
2014-2015	2	0	2	147	68	5	0	220	-117	103
Average	2	-4	-2	113	44	31	0	189	-170	18

