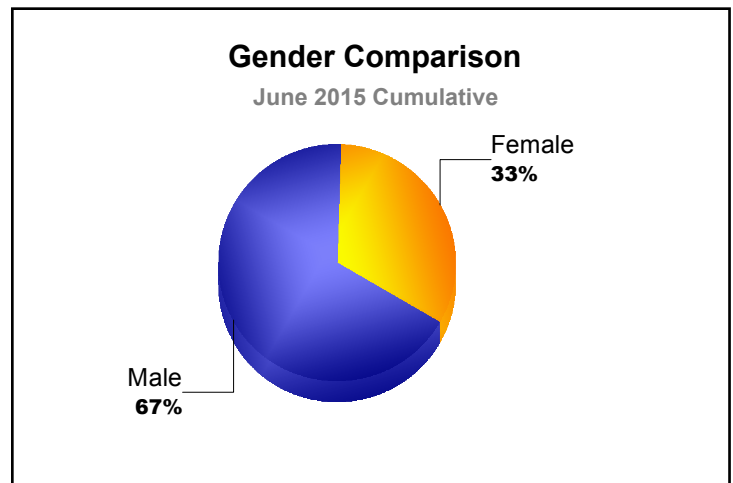
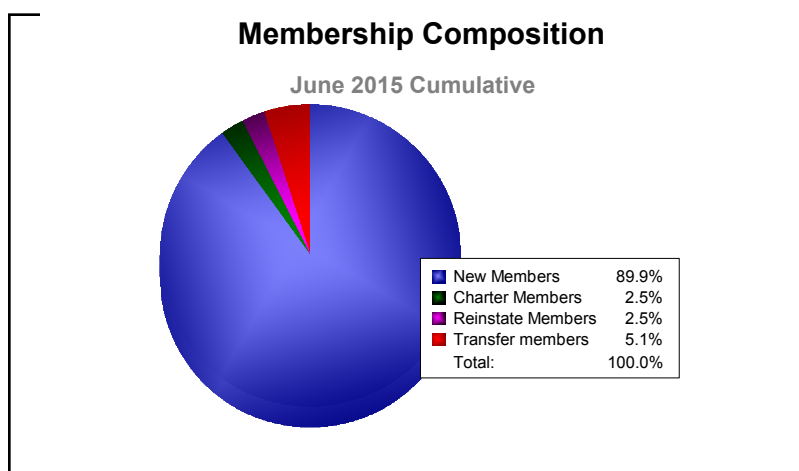
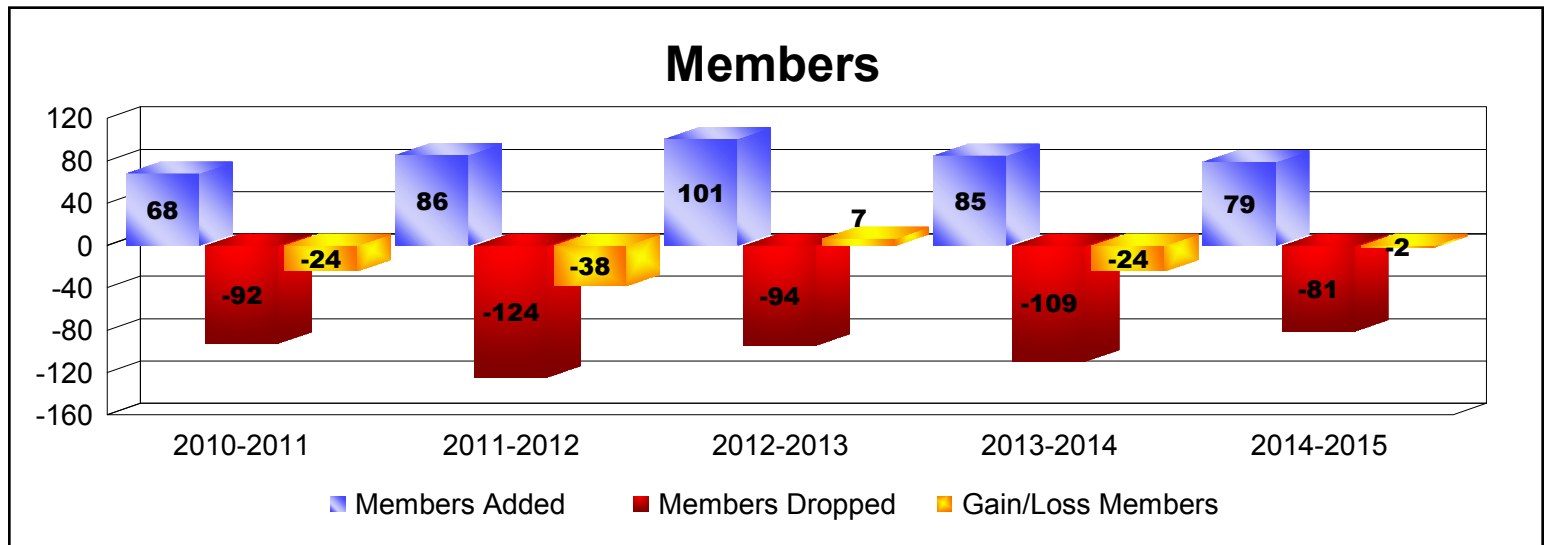
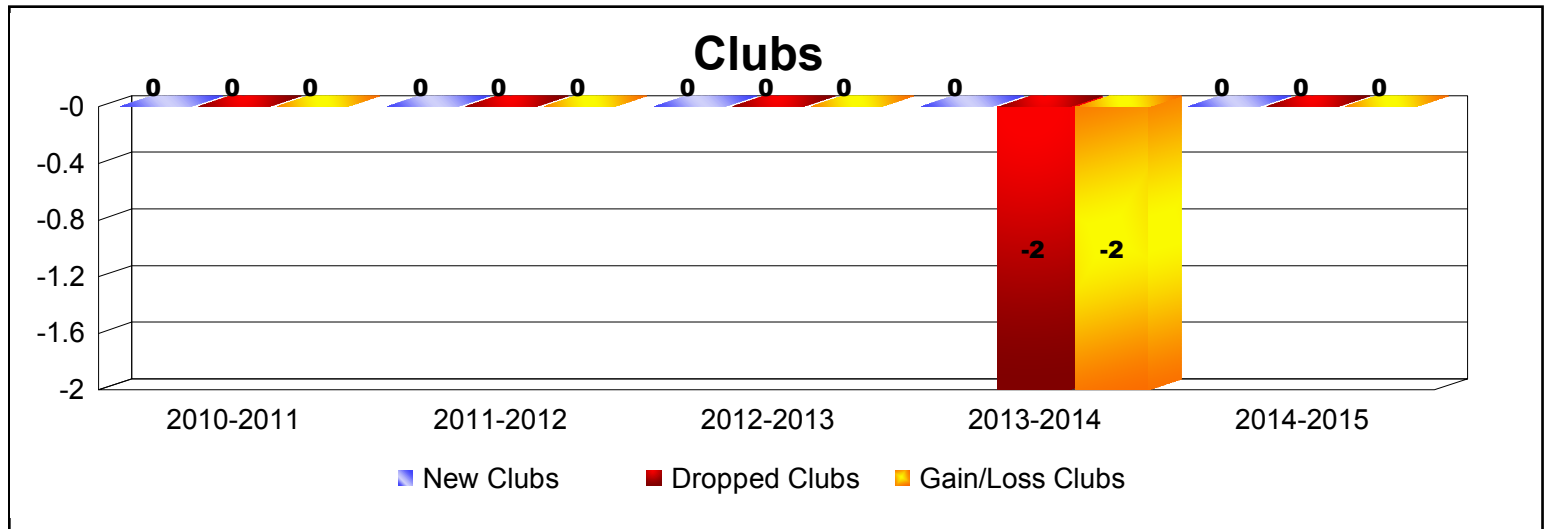


Year	New Clubs	Dropped Clubs	Gain/ Loss Clubs	New Members	Charter Members	Reinstate Members	Transfer Members	Total Member Added	Total Members Dropped	Gain/ Loss Members
2010-2011	0	0	0	57	0	8	3	68	-92	-24
2011-2012	0	0	0	75	0	5	6	86	-124	-38
2012-2013	0	0	0	92	0	4	5	101	-94	7
2013-2014	0	-2	-2	77	0	5	3	85	-109	-24
2014-2015	0	0	0	71	2	2	4	79	-81	-2
Average	0	0	0	74	0	5	4	84	-100	-16



Year	New Clubs	Dropped Clubs	Gain/ Loss Clubs	New Members	Charter Members	Reinstate Members	Transfer Members	Total Member Added	Total Members Dropped	Gain/ Loss Members
2010-2011	0	-1	-1	33	0	0	2	35	-46	-11
2011-2012	0	0	0	25	0	0	4	29	-60	-31
2012-2013	0	0	0	52	0	2	3	57	-49	8
2013-2014	0	-1	-1	34	0	1	0	35	-54	-19
2014-2015	0	-1	-1	78	0	3	2	83	-35	48
Average	0	-1	-1	44	0	1	2	48	-49	-1

