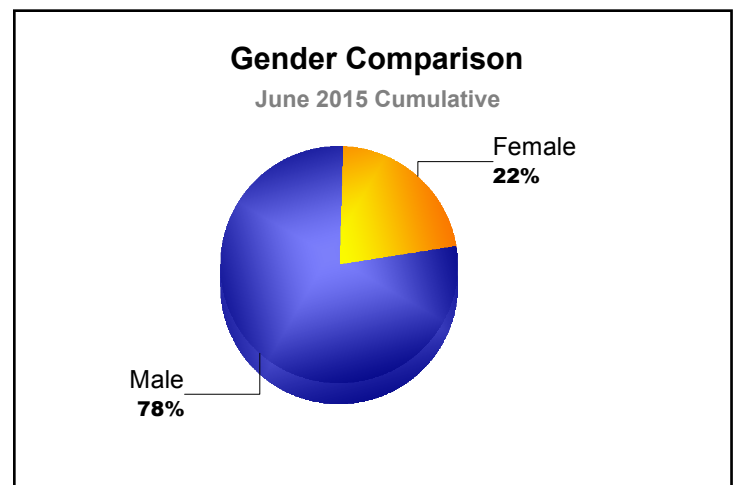
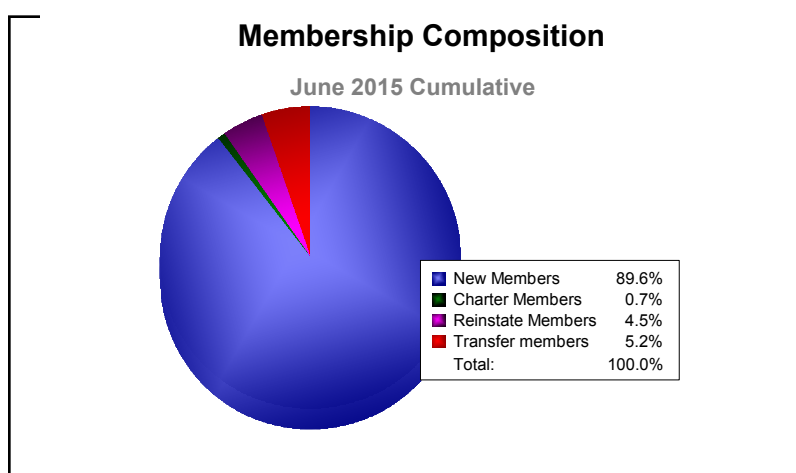
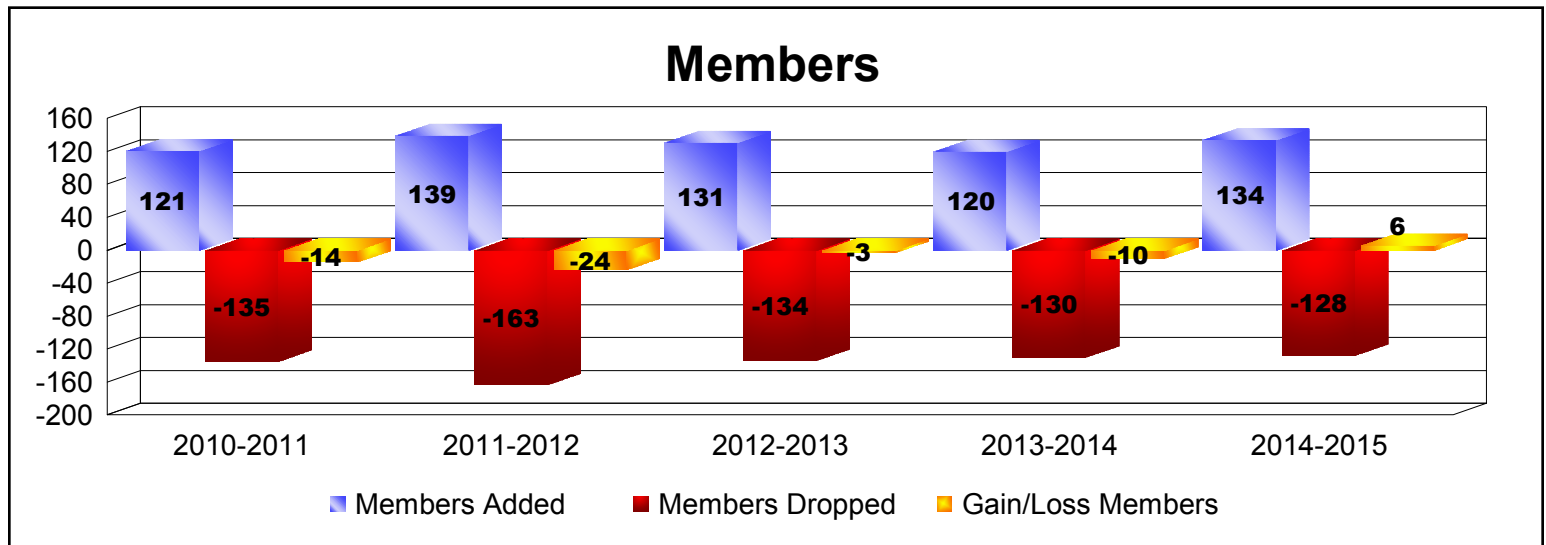
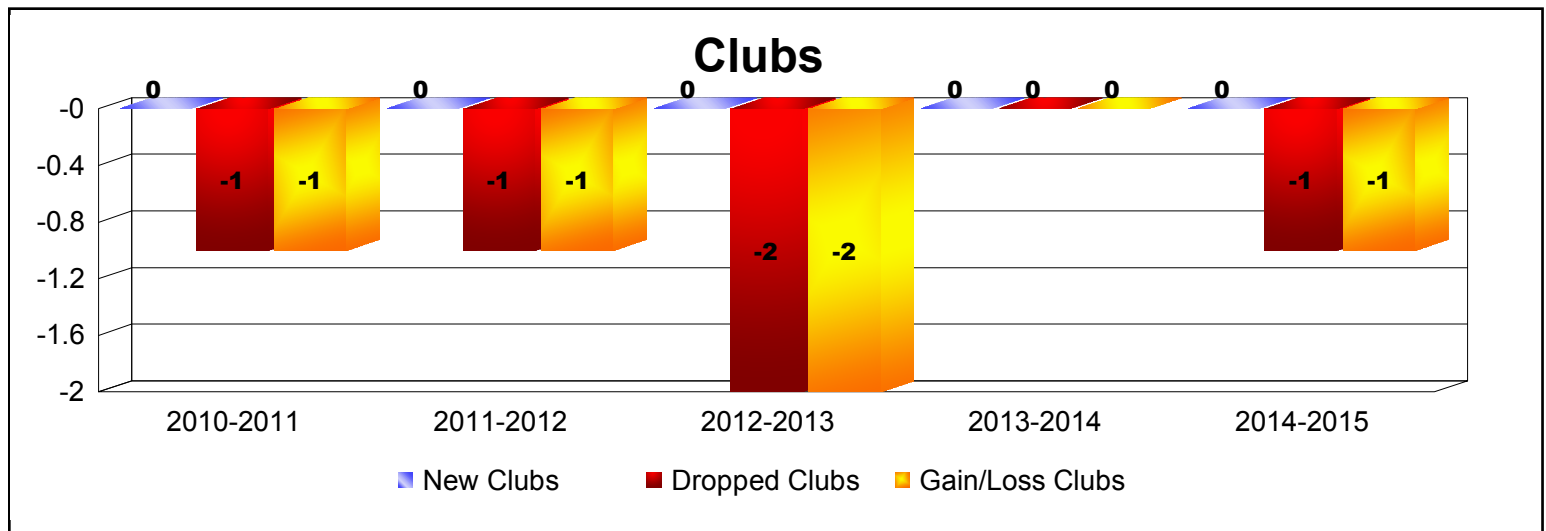


Year	New Clubs	Dropped Clubs	Gain/ Loss Clubs	New Members	Charter Members	Reinstate Members	Transfer Members	Total Member Added	Total Members Dropped	Gain/ Loss Members
2010-2011	0	-1	-1	109	0	5	7	121	-135	-14
2011-2012	0	-1	-1	128	0	6	5	139	-163	-24
2012-2013	0	-2	-2	122	0	8	1	131	-134	-3
2013-2014	0	0	0	110	1	3	6	120	-130	-10
2014-2015	0	-1	-1	120	1	6	7	134	-128	6
Average	0	-1	-1	118	0	6	5	129	-138	-9



Year	New Clubs	Dropped Clubs	Gain/ Loss Clubs	New Members	Charter Members	Reinstate Members	Transfer Members	Total Member Added	Total Members Dropped	Gain/ Loss Members
2010-2011	2	0	2	80	59	3	3	145	-98	47
2011-2012	0	0	0	25	0	5	2	32	-74	-42
2012-2013	0	-1	-1	44	0	1	4	49	-49	0
2013-2014	1	0	1	58	21	2	7	88	-71	17
2014-2015	0	0	0	46	0	4	3	53	-72	-19
Average	1	0	0	51	16	3	4	73	-73	1

