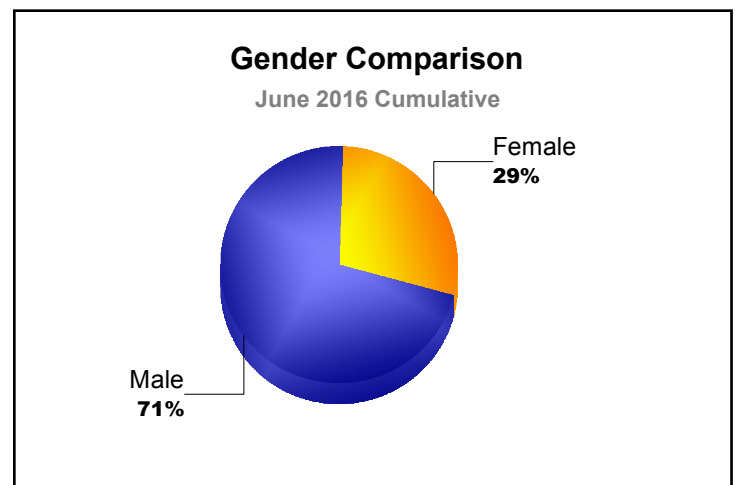
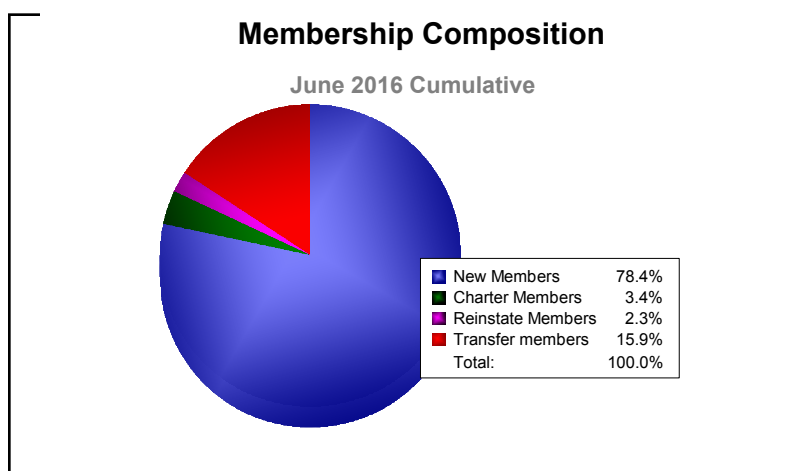
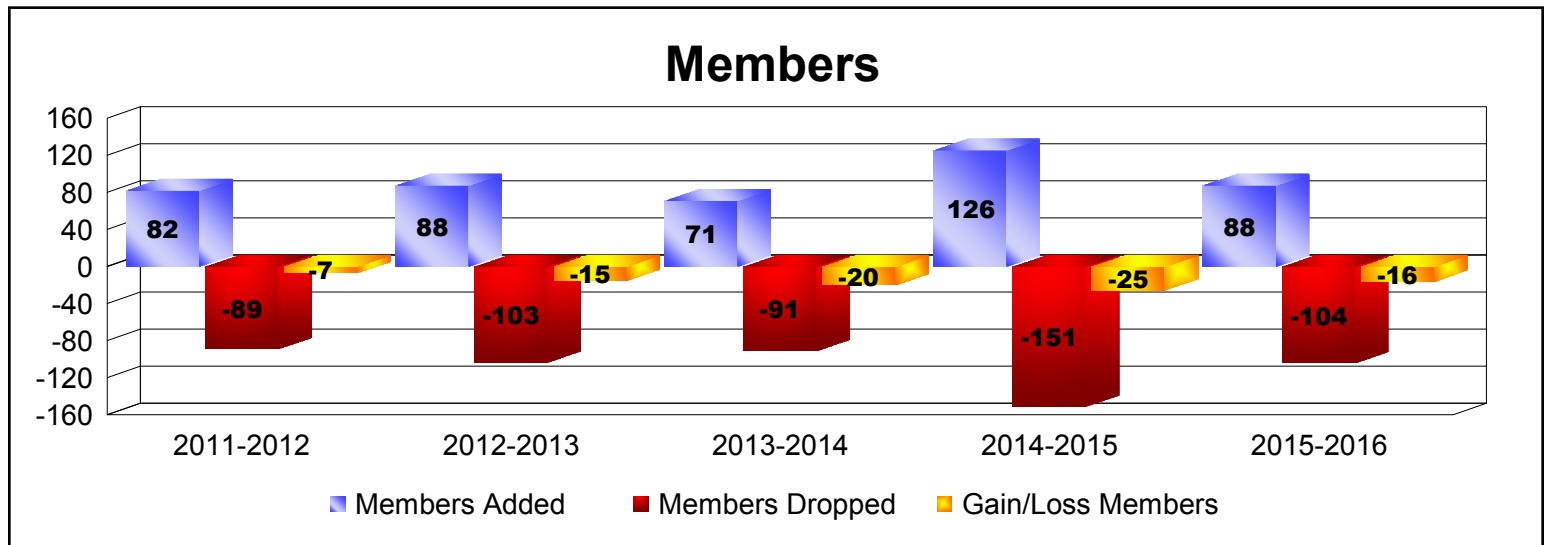
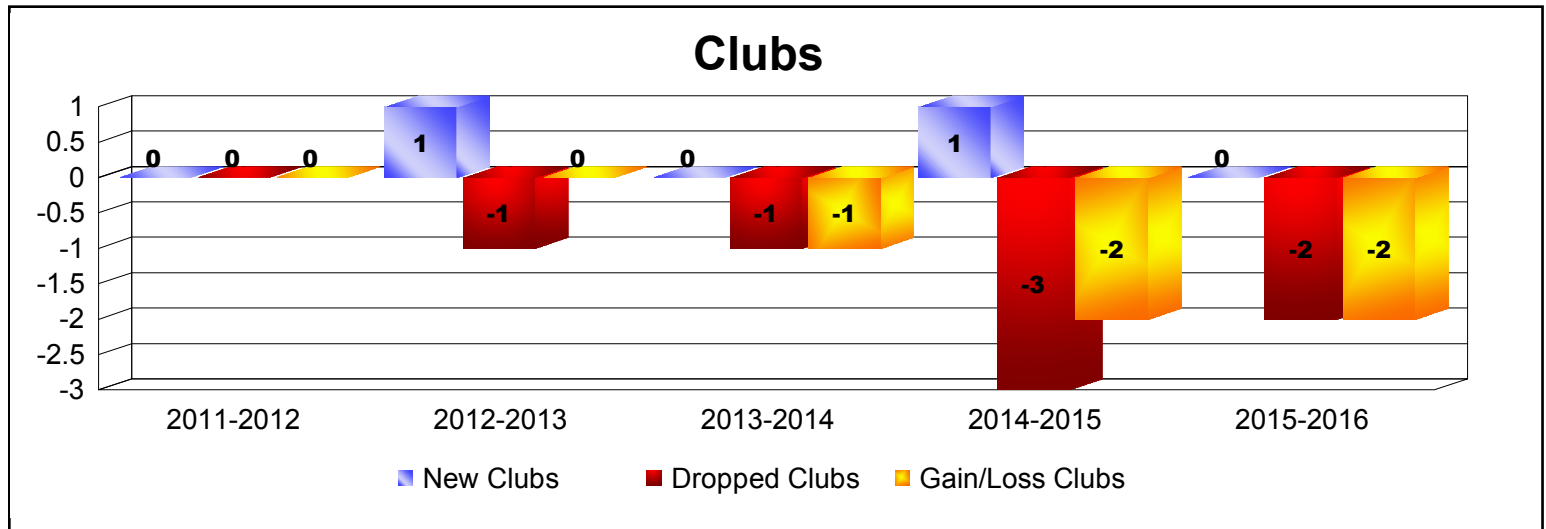
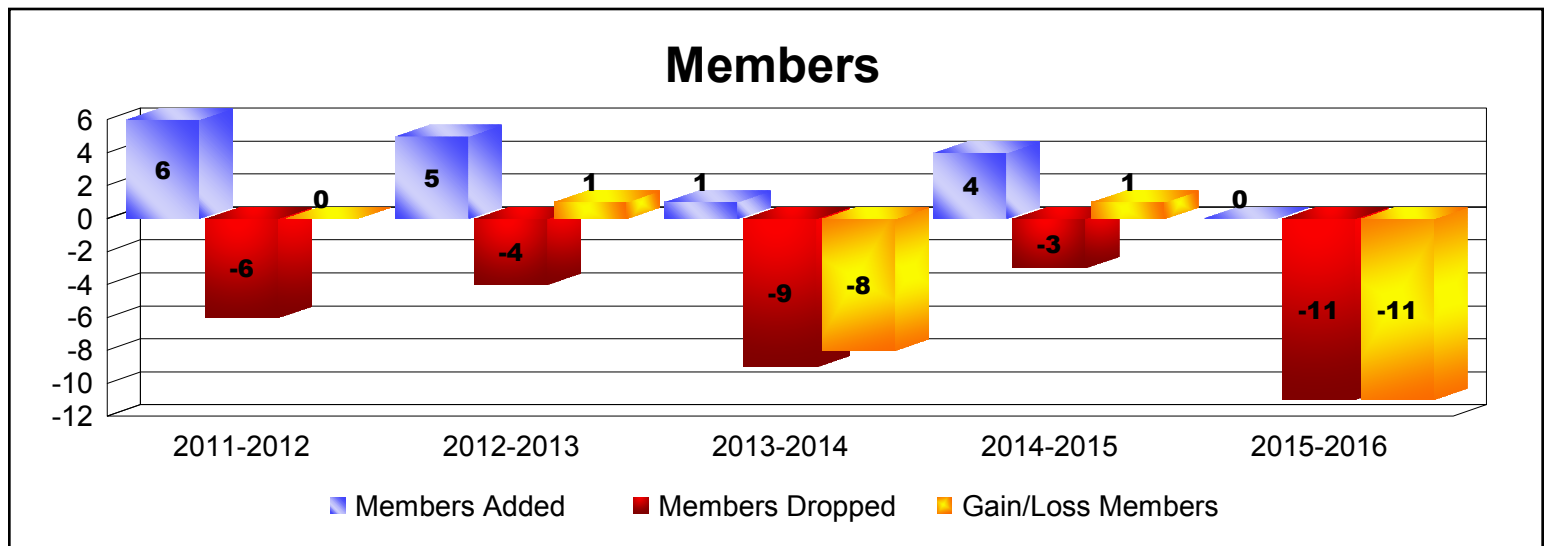
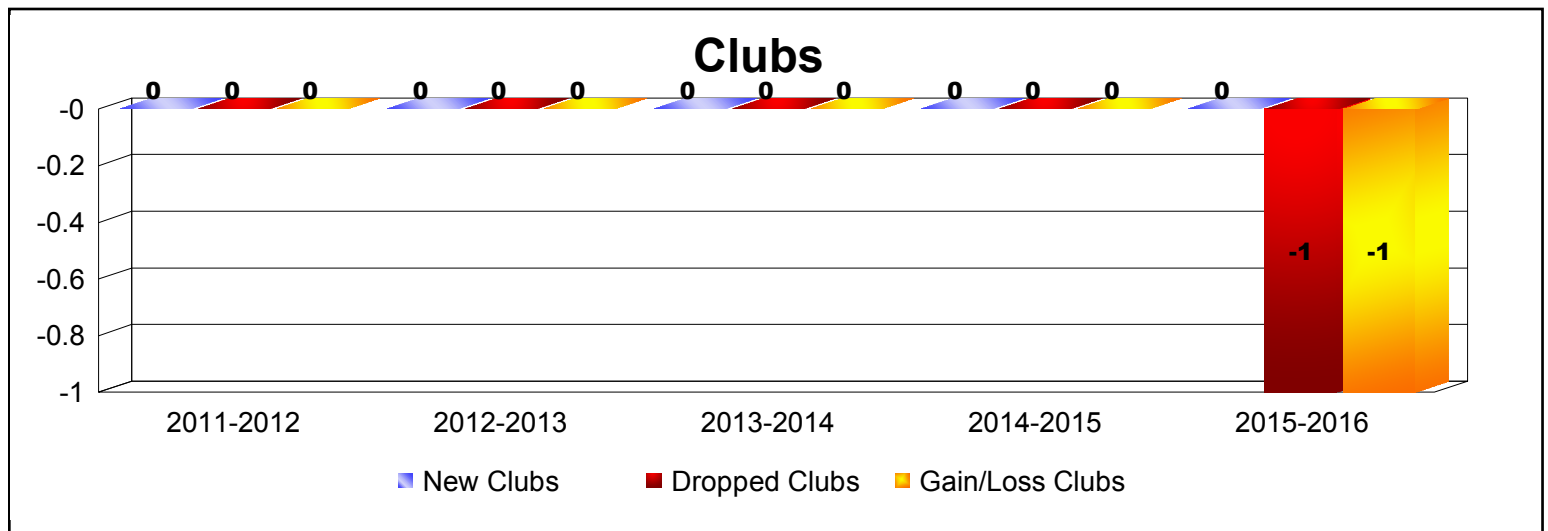


Year	New Clubs	Dropped Clubs	Gain/ Loss Clubs	New Members	Charter Members	Reinstate Members	Transfer Members	Total Member Added	Total Members Dropped	Gain/ Loss Members
2011-2012	0	0	0	62	0	6	14	82	-89	-7
2012-2013	1	-1	0	50	25	1	12	88	-103	-15
2013-2014	0	-1	-1	64	3	2	2	71	-91	-20
2014-2015	1	-3	-2	88	22	4	12	126	-151	-25
2015-2016	0	-2	-2	69	3	2	14	88	-104	-16
<b>Average</b>	<b>0</b>	<b>-1</b>	<b>-1</b>	<b>67</b>	<b>11</b>	<b>3</b>	<b>11</b>	<b>91</b>	<b>-108</b>	<b>-17</b>



Year	New Clubs	Dropped Clubs	Gain/ Loss Clubs	New Members	Charter Members	Reinstate Members	Transfer Members	Total Member Added	Total Members Dropped	Gain/ Loss Members
2011-2012	0	0	0	2	0	0	0	2	-5	-3
2011-2012	0	0	0	4	0	0	0	4	-1	3
2012-2013	0	0	0	3	0	0	0	3	-1	2
2012-2013	0	0	0	2	0	0	0	2	-3	-1
2013-2014	0	0	0	0	0	0	0	0	-6	-6
2013-2014	0	0	0	0	0	0	1	1	-3	-2
2014-2015	0	0	0	3	0	0	0	3	-2	1
2014-2015	0	0	0	1	0	0	0	1	-1	0
2015-2016	0	-1	-1	0	0	0	0	0	-9	-9
2015-2016	0	0	0	0	0	0	0	0	-2	-2
<b>Average</b>	<b>0</b>	<b>0</b>	<b>0</b>	<b>2</b>	<b>0</b>	<b>0</b>	<b>0</b>	<b>2</b>	<b>-3</b>	<b>-2</b>



## Membership Composition

June 2016 Cumulative

New Members	0.0%
Charter Members	0.0%
Reinstate Members	0.0%
Transfer members	0.0%
Total:	100.0%

## Gender Comparison

June 2016 Cumulative

