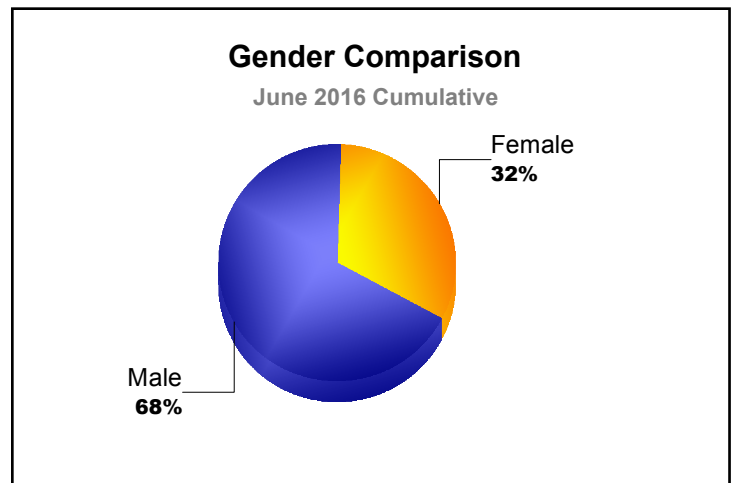
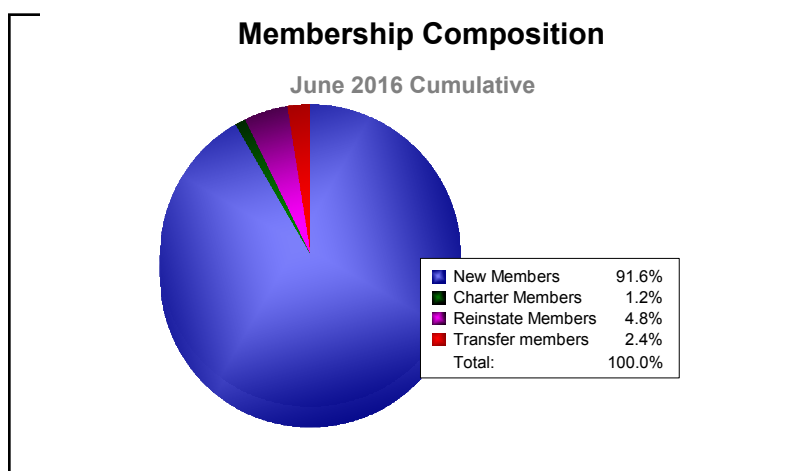
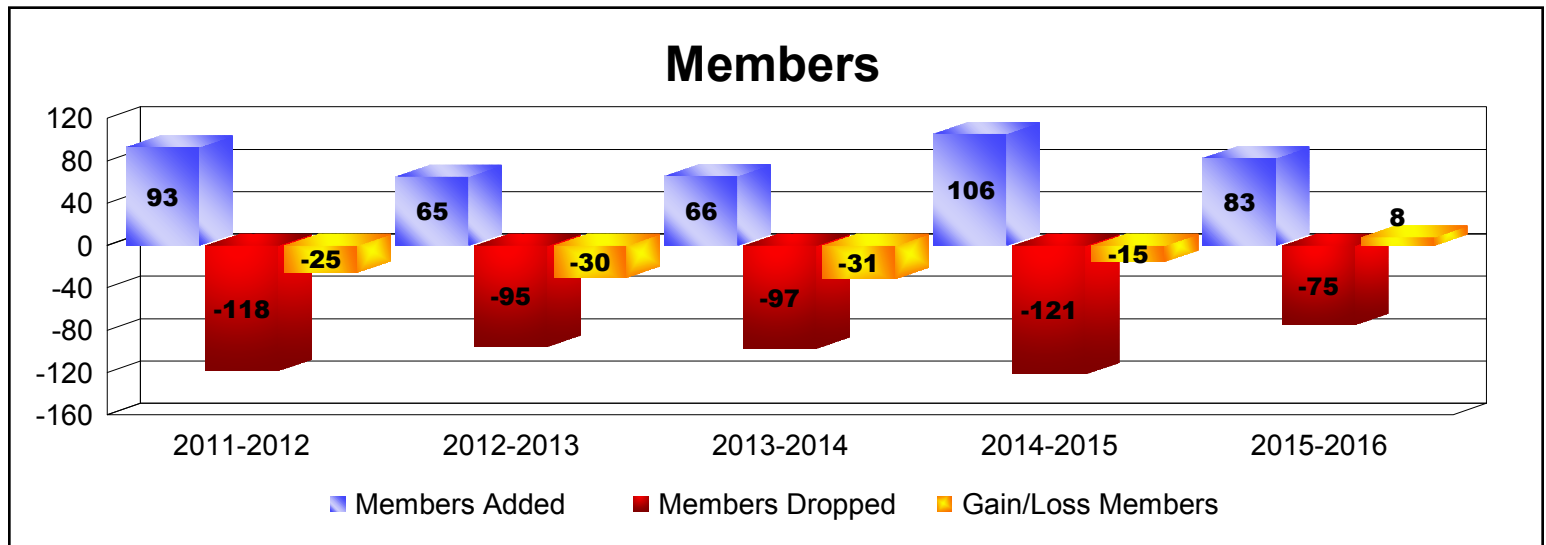
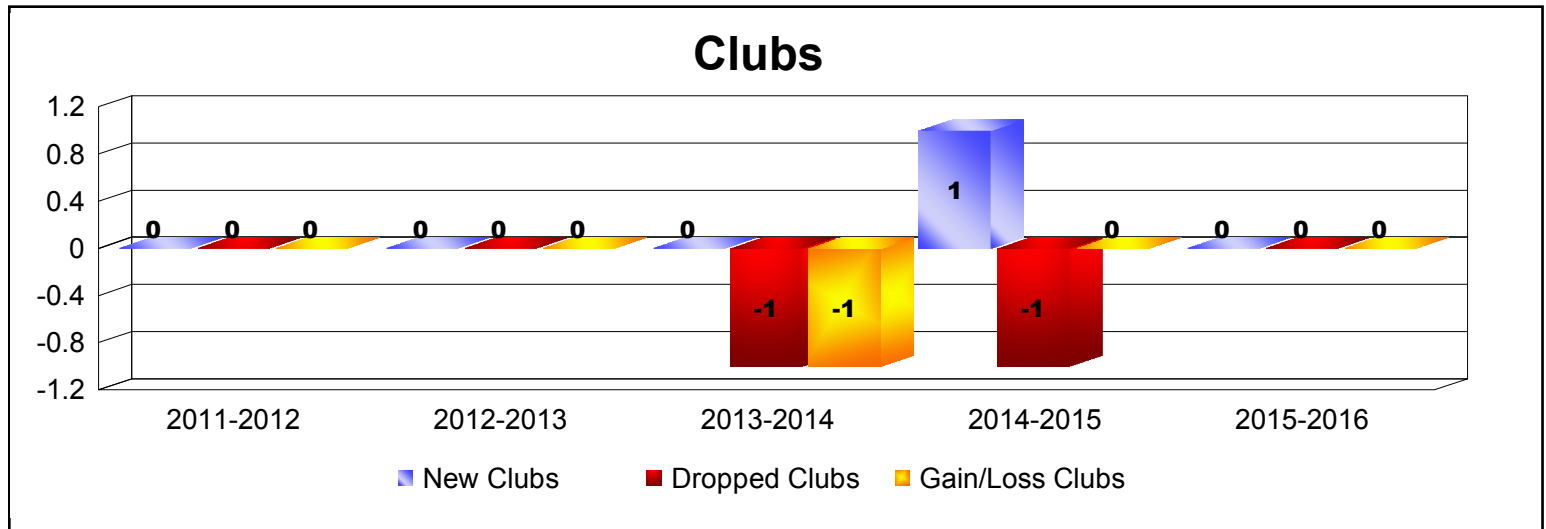
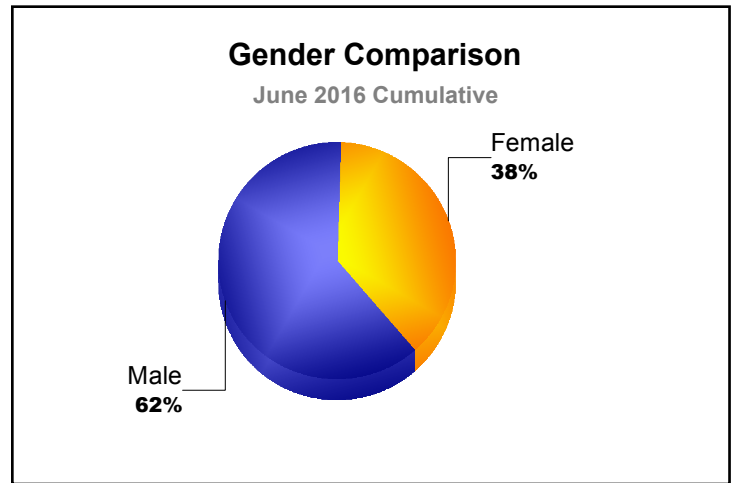
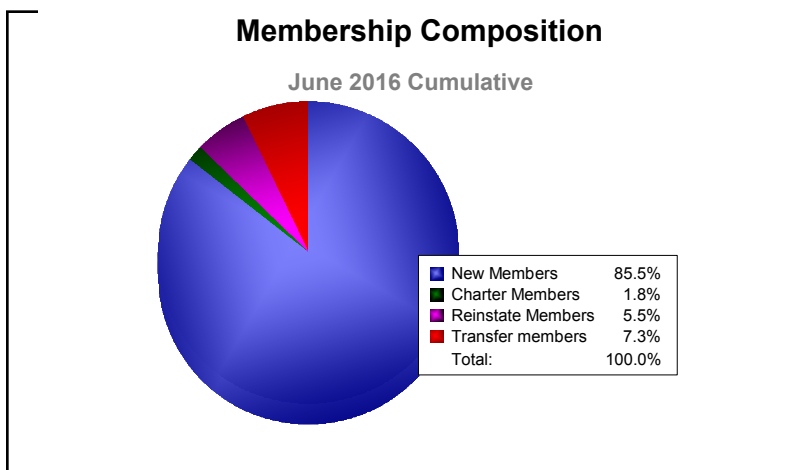
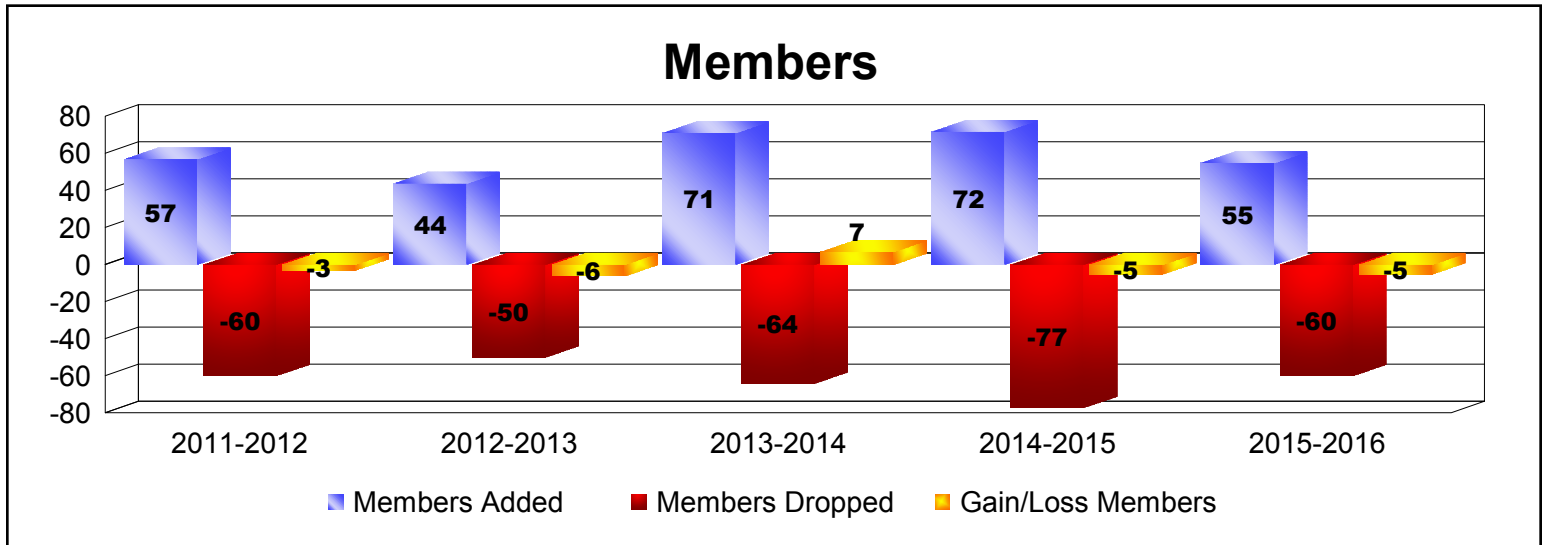
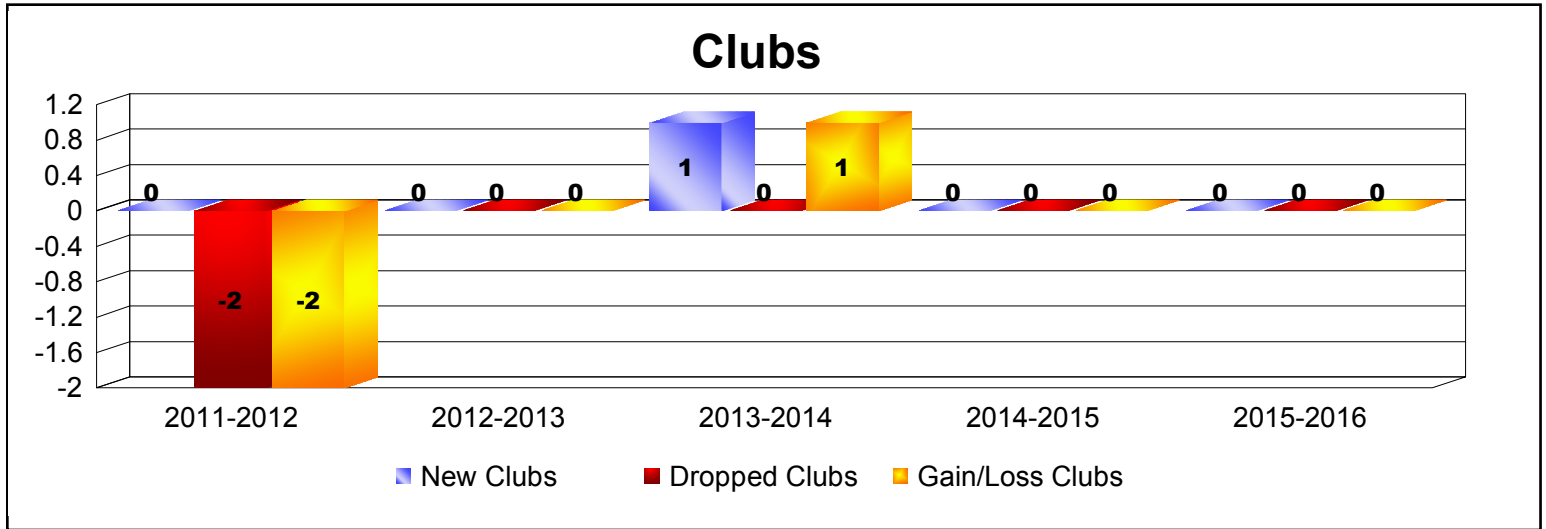


Year	New Clubs	Dropped Clubs	Gain/ Loss Clubs	New Members	Charter Members	Reinstate Members	Transfer Members	Total Member Added	Total Members Dropped	Gain/ Loss Members
2011-2012	0	0	0	88	0	2	3	93	-118	-25
2012-2013	0	0	0	62	0	2	1	65	-95	-30
2013-2014	0	-1	-1	43	1	7	15	66	-97	-31
2014-2015	1	-1	0	73	22	6	5	106	-121	-15
2015-2016	0	0	0	76	1	4	2	83	-75	8
<b>Average</b>	<b>0</b>	<b>0</b>	<b>0</b>	<b>68</b>	<b>5</b>	<b>4</b>	<b>5</b>	<b>83</b>	<b>-101</b>	<b>-19</b>



Year	New Clubs	Dropped Clubs	Gain/ Loss Clubs	New Members	Charter Members	Reinstate Members	Transfer Members	Total Member Added	Total Members Dropped	Gain/ Loss Members
2011-2012	0	-2	-2	53	0	2	2	57	-60	-3
2012-2013	0	0	0	36	0	6	2	44	-50	-6
2013-2014	1	0	1	35	23	9	4	71	-64	7
2014-2015	0	0	0	53	0	13	6	72	-77	-5
2015-2016	0	0	0	47	1	3	4	55	-60	-5
<b>Average</b>	<b>0</b>	<b>0</b>	<b>0</b>	<b>45</b>	<b>5</b>	<b>7</b>	<b>4</b>	<b>60</b>	<b>-62</b>	<b>-2</b>



Year	New Clubs	Dropped Clubs	Gain/ Loss Clubs	New Members	Charter Members	Reinstate Members	Transfer Members	Total Member Added	Total Members Dropped	Gain/ Loss Members
2011-2012	0	0	0	25	0	1	3	29	-35	-6
2012-2013	0	0	0	36	0	1	8	45	-48	-3
2013-2014	0	-1	-1	48	0	2	2	52	-62	-10
2014-2015	0	0	0	32	0	2	2	36	-37	-1
2015-2016	0	0	0	35	0	2	1	38	-46	-8
<b>Average</b>	<b>0</b>	<b>0</b>	<b>0</b>	<b>35</b>	<b>0</b>	<b>2</b>	<b>3</b>	<b>40</b>	<b>-46</b>	<b>-6</b>

