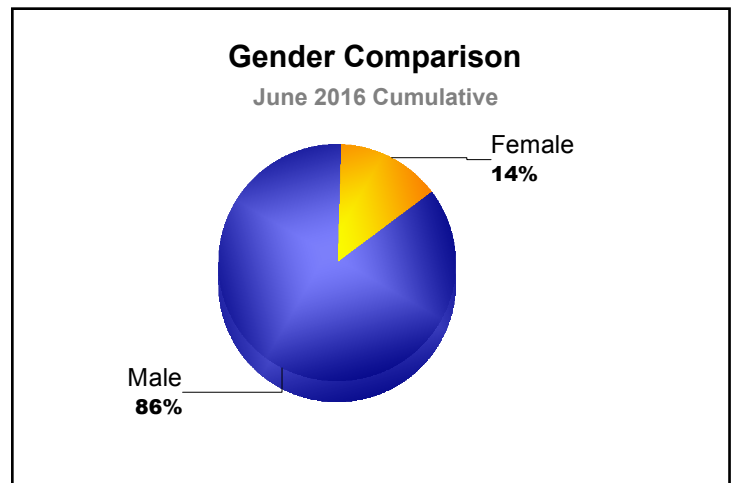
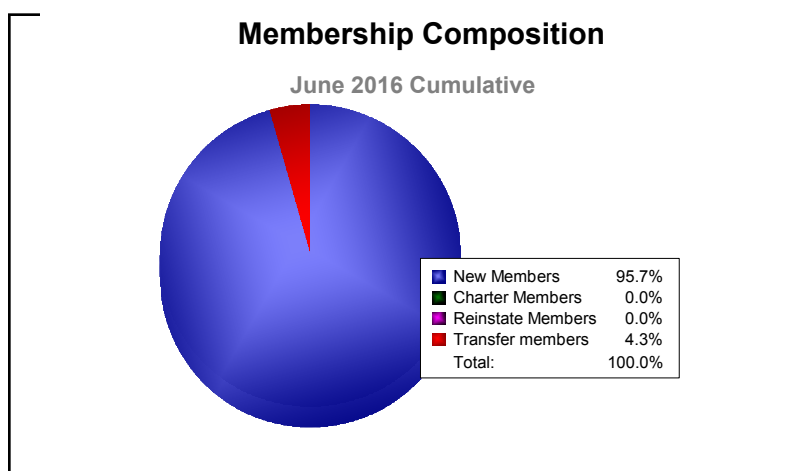
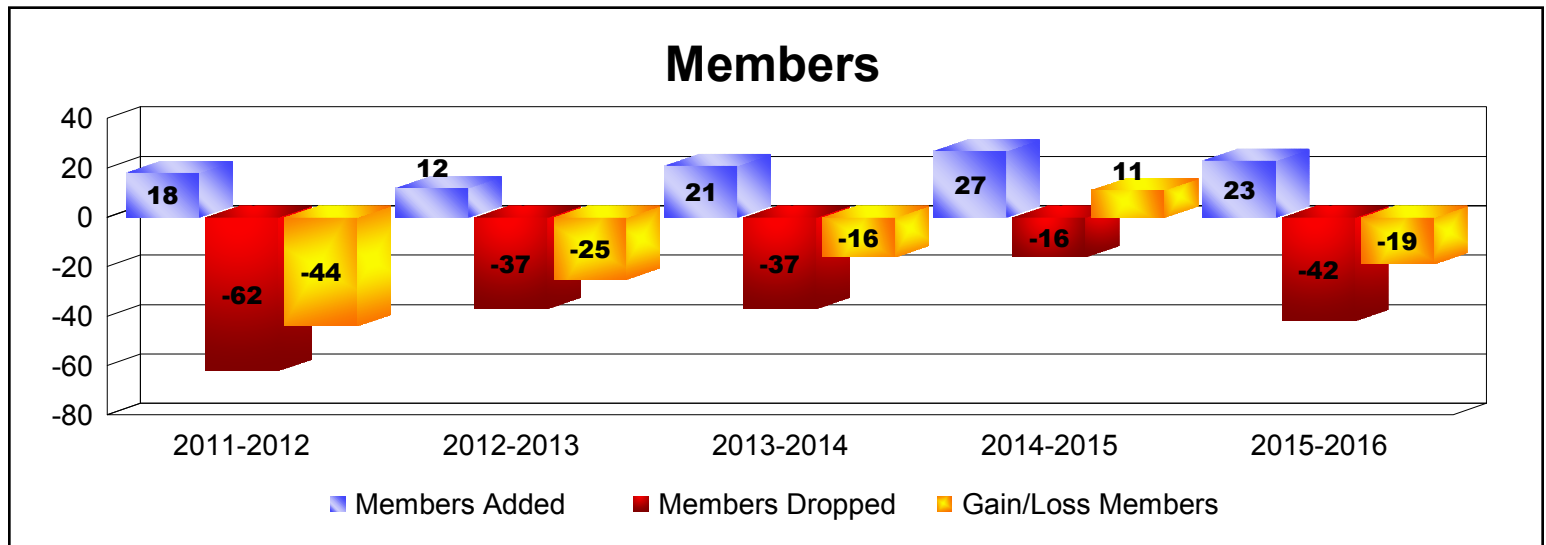
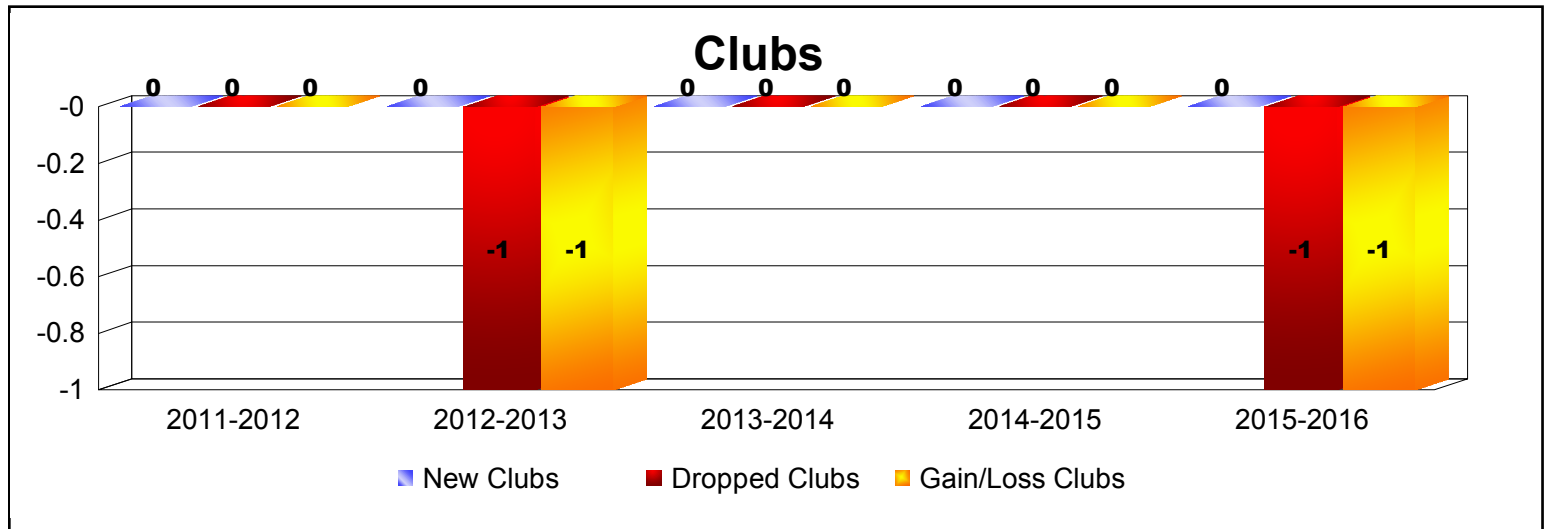


Year	New Clubs	Dropped Clubs	Gain/ Loss Clubs	New Members	Charter Members	Reinstate Members	Transfer Members	Total Member Added	Total Members Dropped	Gain/ Loss Members
2011-2012	0	0	0	17	0	1	0	18	-62	-44
2012-2013	0	-1	-1	11	0	1	0	12	-37	-25
2013-2014	0	0	0	20	0	0	1	21	-37	-16
2014-2015	0	0	0	25	0	0	2	27	-16	11
2015-2016	0	-1	-1	22	0	0	1	23	-42	-19
Average	0	0	0	19	0	0	1	20	-39	-19



Year	New Clubs	Dropped Clubs	Gain/ Loss Clubs	New Members	Charter Members	Reinstate Members	Transfer Members	Total Member Added	Total Members Dropped	Gain/ Loss Members
2011-2012	0	-1	-1	74	0	5	11	90	-125	-35
2012-2013	0	0	0	65	0	1	2	68	-126	-58
2013-2014	1	-1	0	102	22	1	1	126	-115	11
2014-2015	0	-1	-1	73	0	5	5	83	-131	-48
2015-2016	0	-1	-1	85	1	12	2	100	-125	-25
Average	0	-1	-1	80	5	5	4	93	-124	-31

