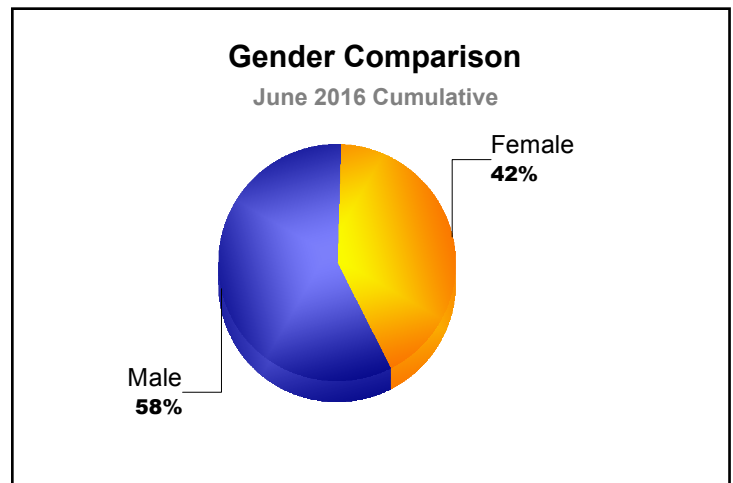
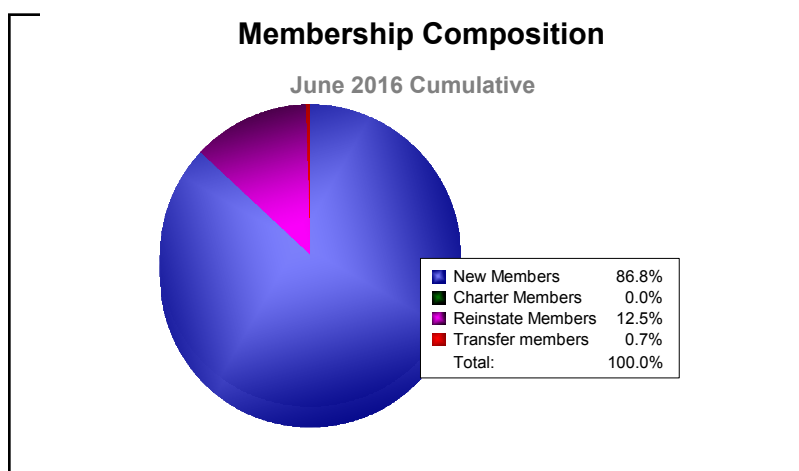
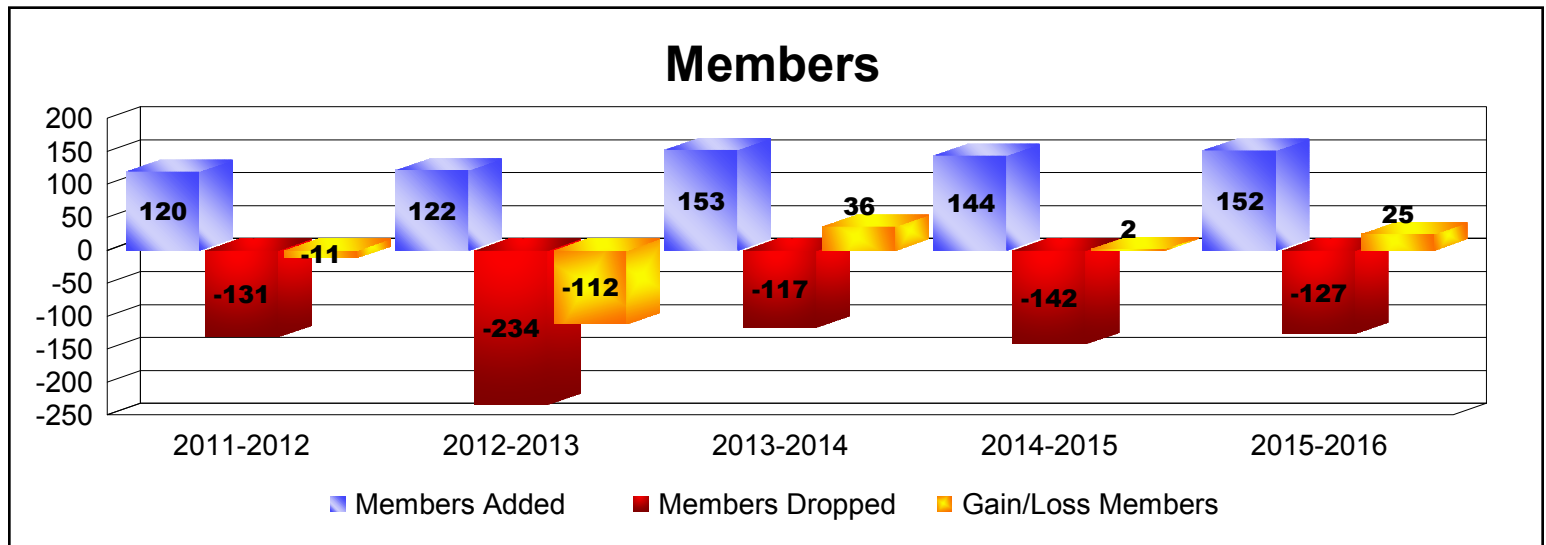
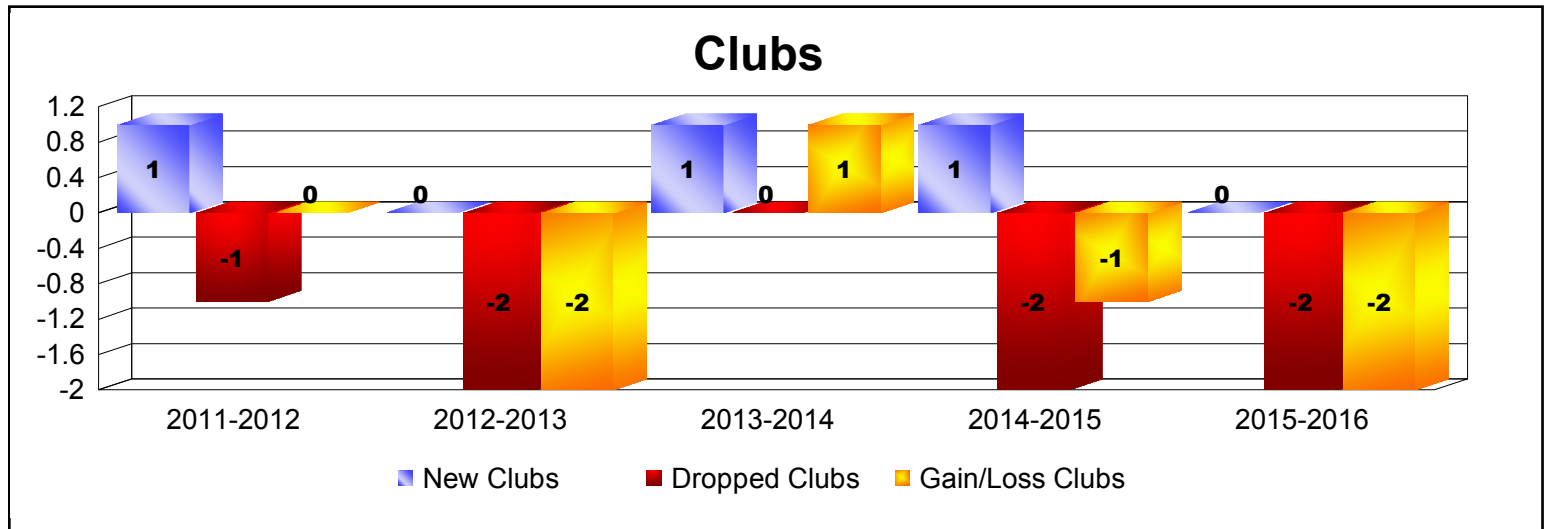


Year	New Clubs	Dropped Clubs	Gain/ Loss Clubs	New Members	Charter Members	Reinstate Members	Transfer Members	Total Member Added	Total Members Dropped	Gain/ Loss Members
2011-2012	1	-1	0	82	26	4	8	120	-131	-11
2012-2013	0	-2	-2	106	1	8	7	122	-234	-112
2013-2014	1	0	1	123	20	5	5	153	-117	36
2014-2015	1	-2	-1	115	22	2	5	144	-142	2
2015-2016	0	-2	-2	132	0	19	1	152	-127	25
Average	1	-1	-1	112	14	8	5	138	-150	-12



Year	New Clubs	Dropped Clubs	Gain/ Loss Clubs	New Members	Charter Members	Reinstate Members	Transfer Members	Total Member Added	Total Members Dropped	Gain/ Loss Members
2011-2012	0	0	0	11	0	1	2	14	-13	1
2012-2013	0	0	0	5	0	0	0	5	-15	-10
2013-2014	0	0	0	4	0	0	0	4	-4	0
2014-2015	0	0	0	2	0	0	0	2	-13	-11
2015-2016	0	0	0	4	0	0	0	4	-2	2
Average	0	0	0	5	0	0	0	6	-9	-4

