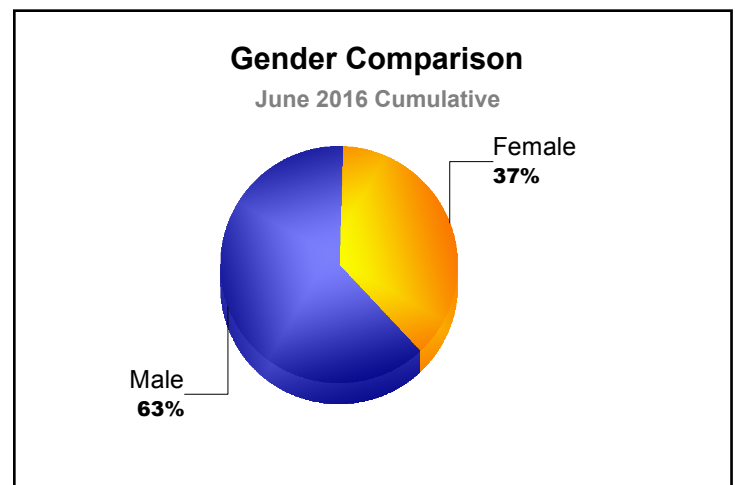
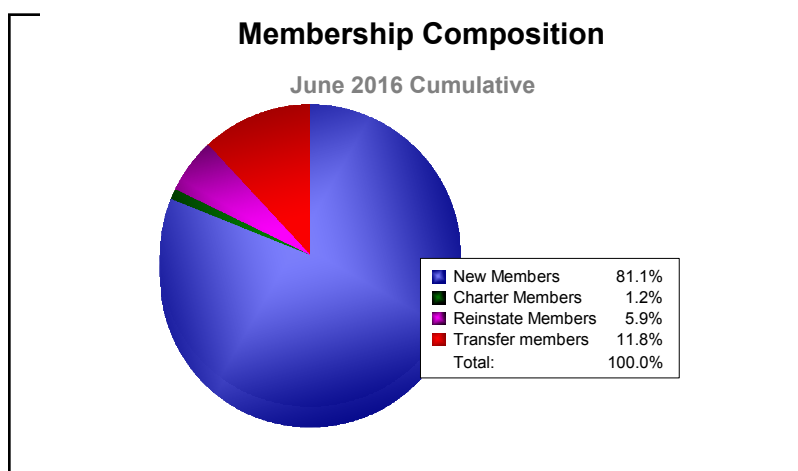
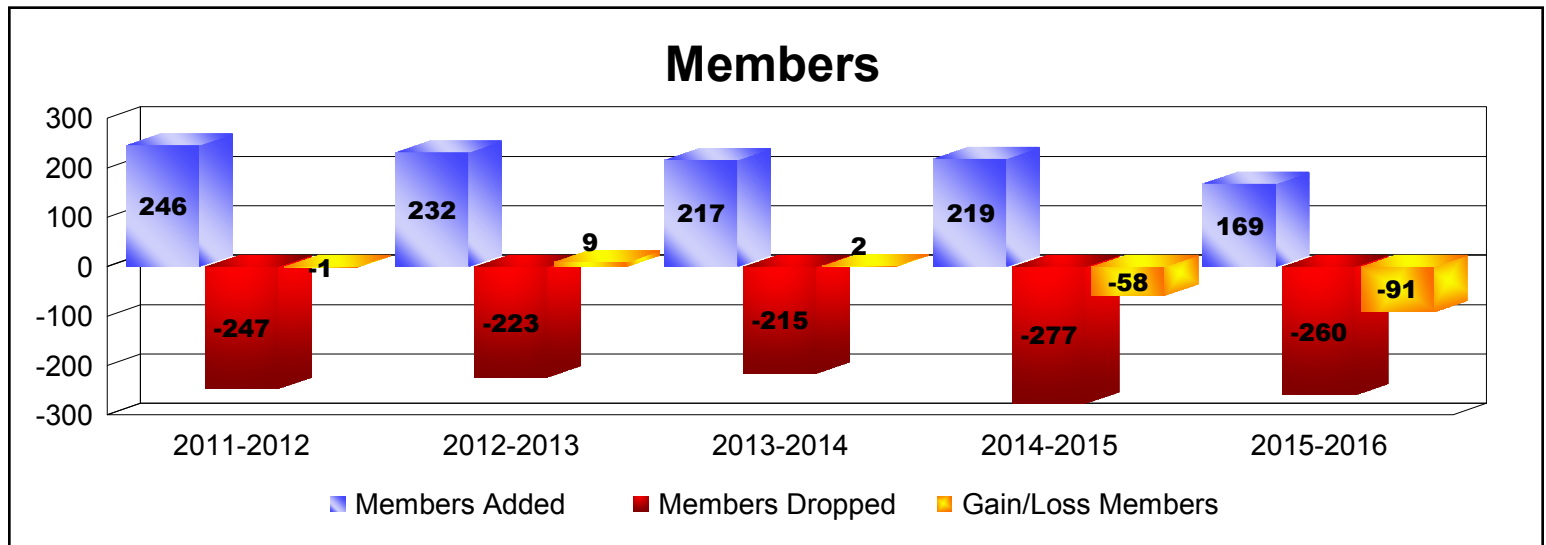
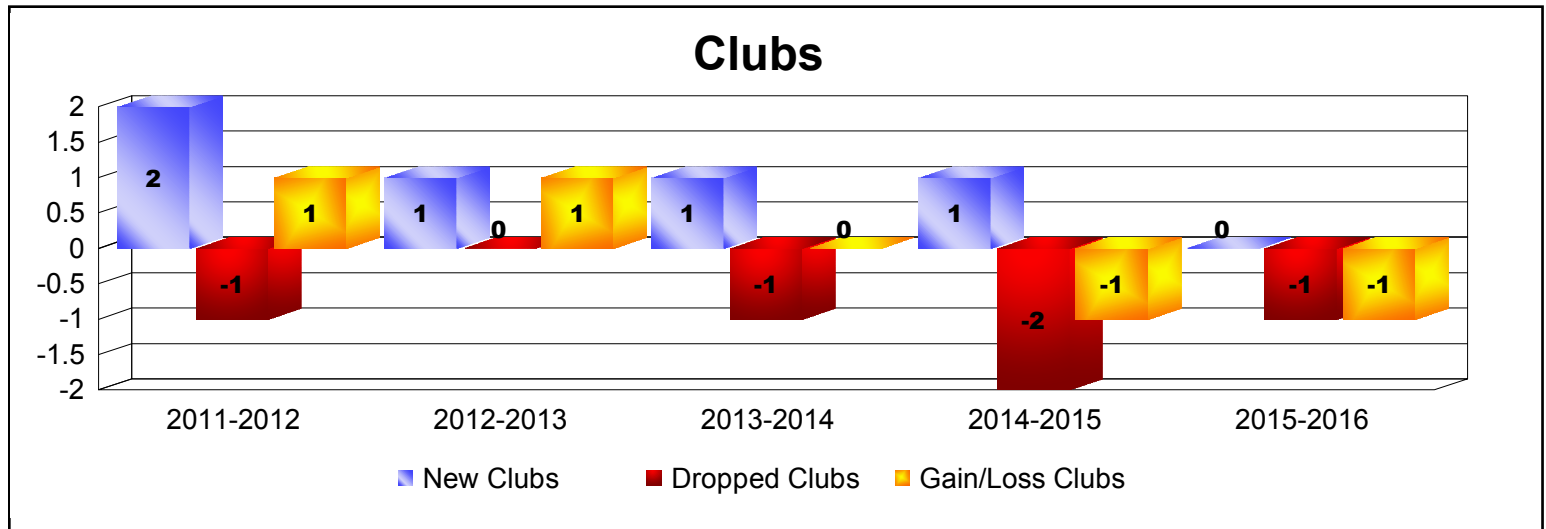


Year	New Clubs	Dropped Clubs	Gain/ Loss Clubs	New Members	Charter Members	Reinstate Members	Transfer Members	Total Member Added	Total Members Dropped	Gain/ Loss Members
2011-2012	2	-1	1	178	42	11	15	246	-247	-1
2012-2013	1	0	1	195	24	4	9	232	-223	9
2013-2014	1	-1	0	167	23	2	25	217	-215	2
2014-2015	1	-2	-1	164	27	0	28	219	-277	-58
2015-2016	0	-1	-1	137	2	10	20	169	-260	-91
Average	1	-1	0	168	24	5	19	217	-244	-28



Year	New Clubs	Dropped Clubs	Gain/ Loss Clubs	New Members	Charter Members	Reinstate Members	Transfer Members	Total Member Added	Total Members Dropped	Gain/ Loss Members
2011-2012	0	0	0	6	0	1	0	7	-41	-34
2012-2013	0	0	0	41	0	0	1	42	-43	-1
2013-2014	1	0	1	52	32	0	0	84	-39	45
2014-2015	0	-1	-1	12	0	0	0	12	-68	-56
2015-2016	0	0	0	26	0	17	0	43	-59	-16
Average	0	0	0	27	6	4	0	38	-50	-12

