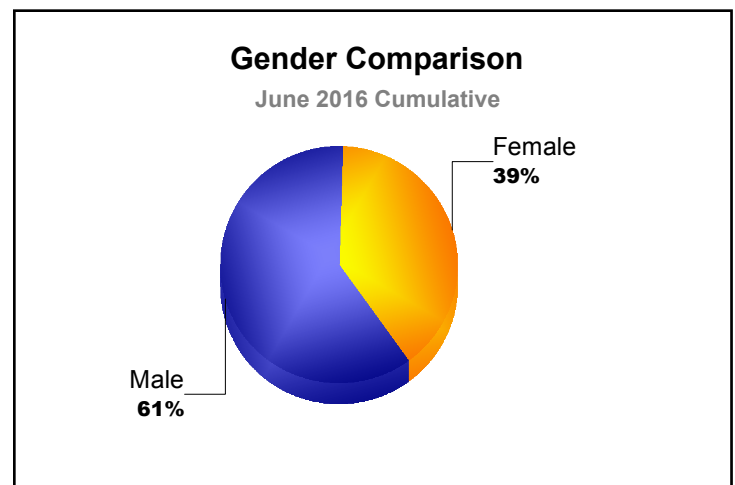
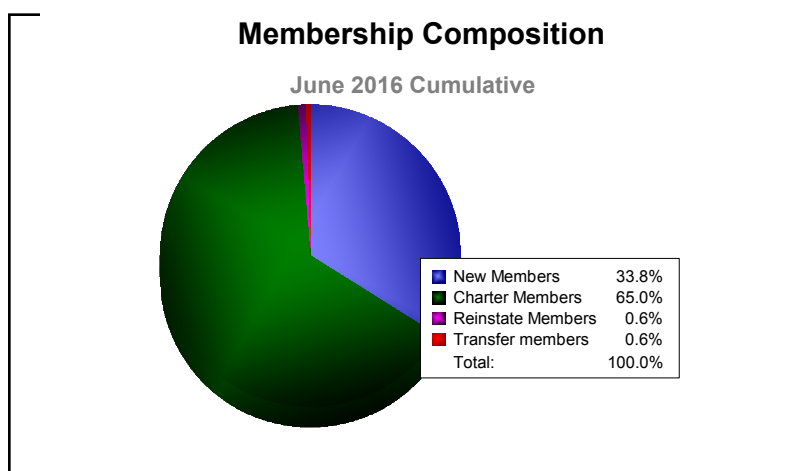
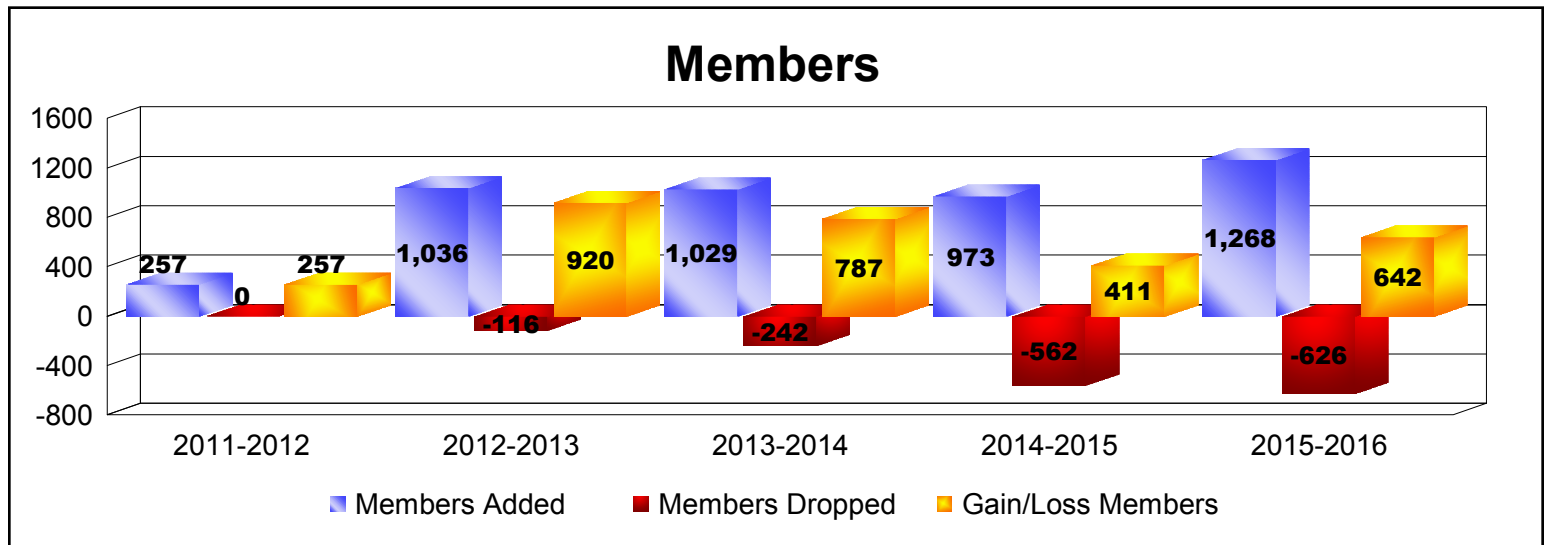
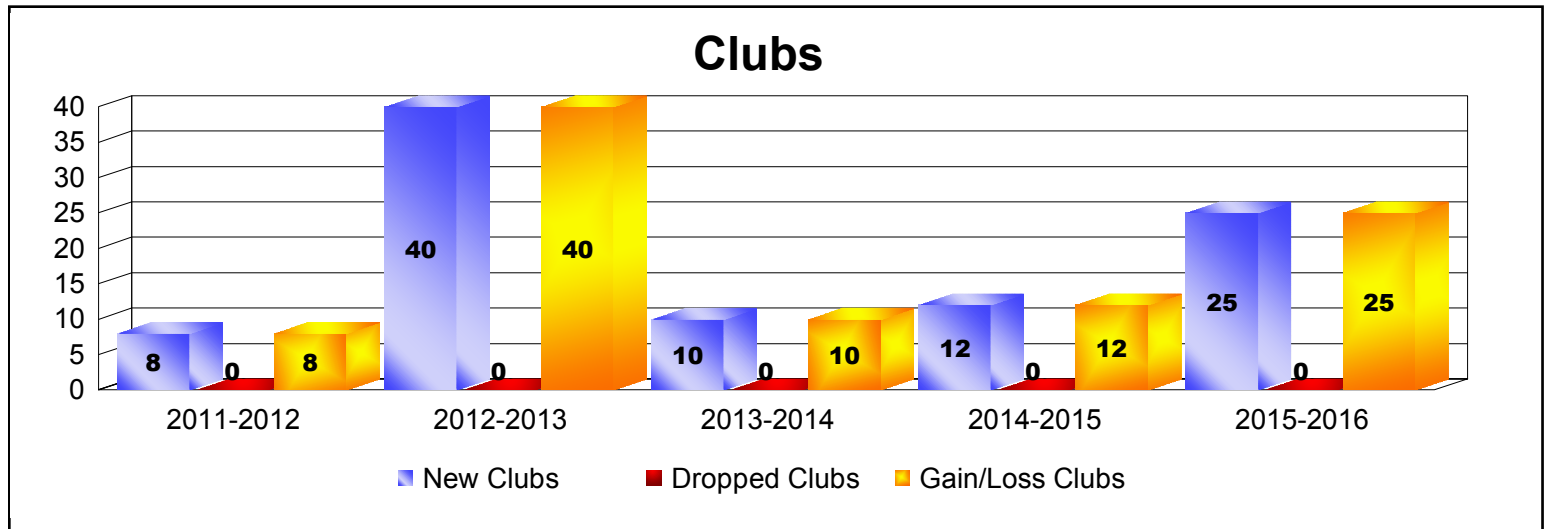


Year	New Clubs	Dropped Clubs	Gain/ Loss Clubs	New Members	Charter Members	Reinstate Members	Transfer Members	Total Member Added	Total Members Dropped	Gain/ Loss Members
2011-2012	8	0	8	0	257	0	0	257	0	257
2012-2013	40	0	40	60	976	0	0	1036	-116	920
2013-2014	10	0	10	621	390	1	17	1029	-242	787
2014-2015	12	0	12	513	445	1	14	973	-562	411
2015-2016	25	0	25	428	824	8	8	1268	-626	642
Average	19	0	19	324	578	2	8	913	-309	603



Year	New Clubs	Dropped Clubs	Gain/ Loss Clubs	New Members	Charter Members	Reinstate Members	Transfer Members	Total Member Added	Total Members Dropped	Gain/ Loss Members
2012-2013	4	0	4	0	89	0	0	89	-9	80
2013-2014	0	0	0	11	2	0	0	13	-33	-20
2014-2015	0	-4	-4	0	1	0	0	1	-61	-60
Average	1	-1	0	4	31	0	0	34	-34	0

