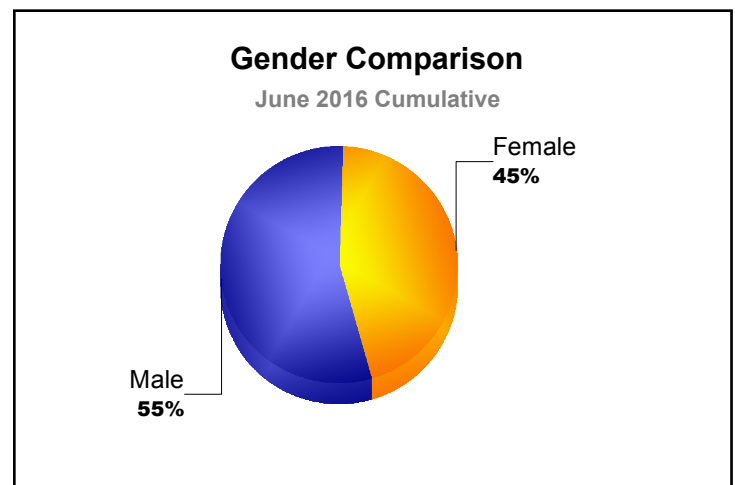
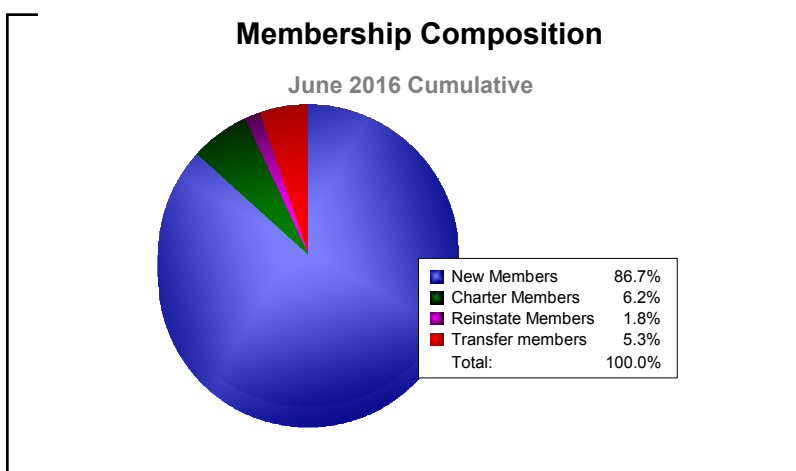
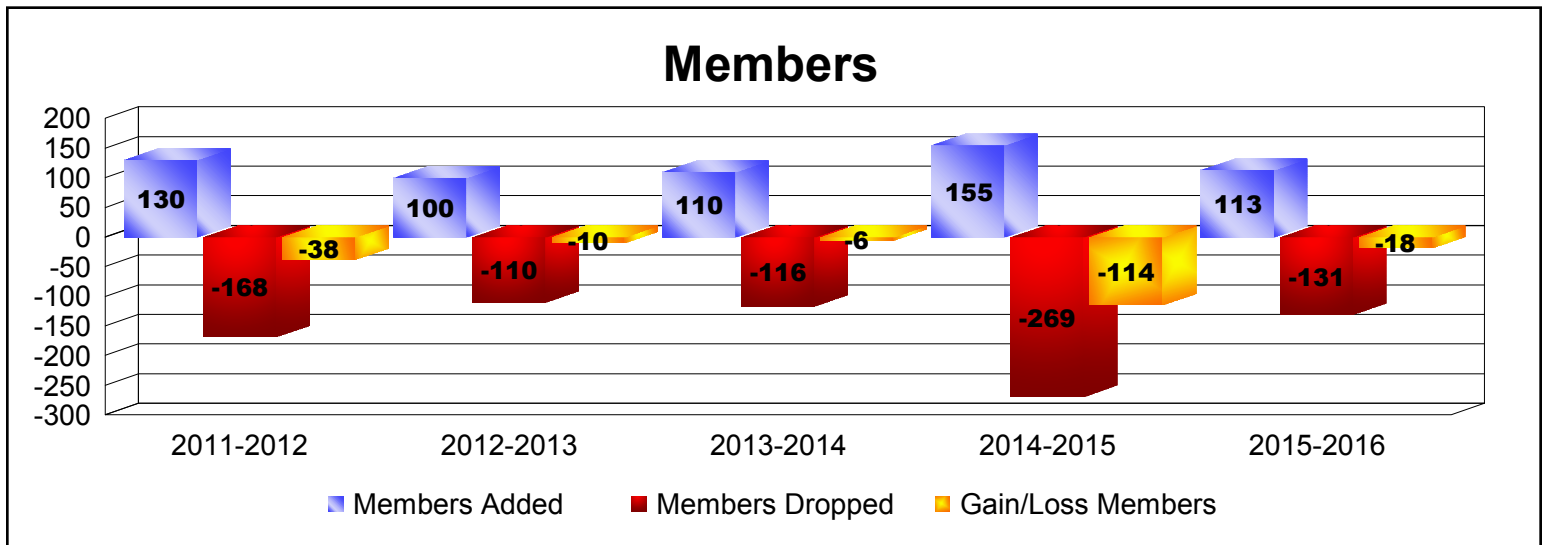
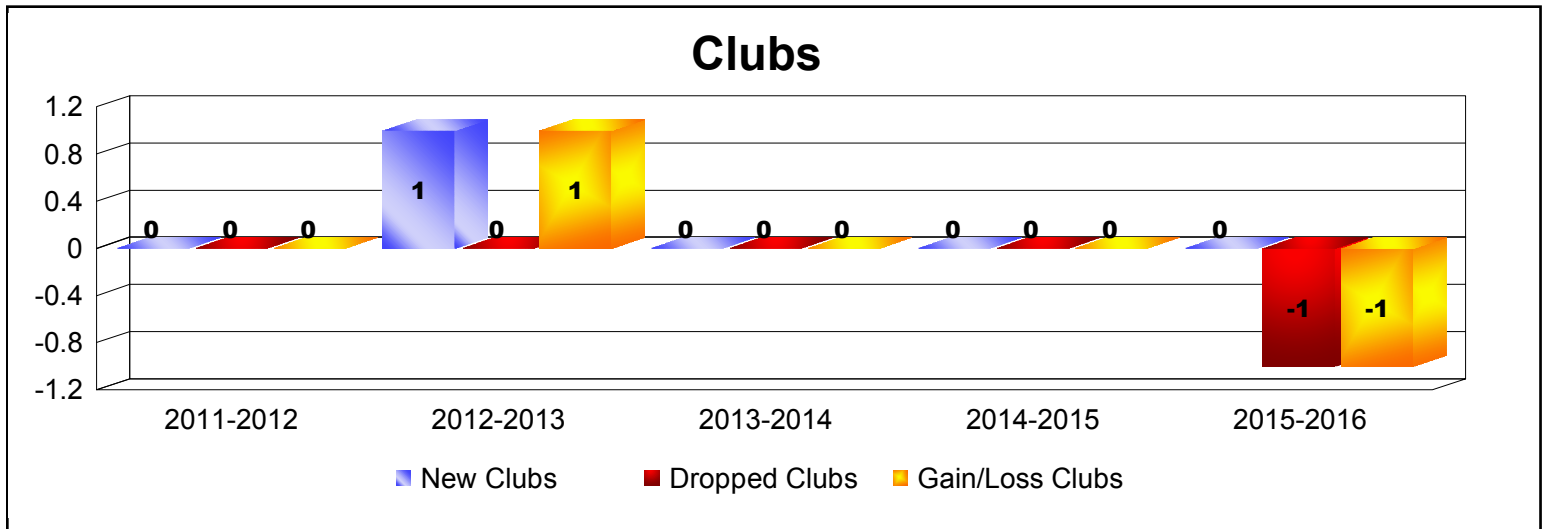
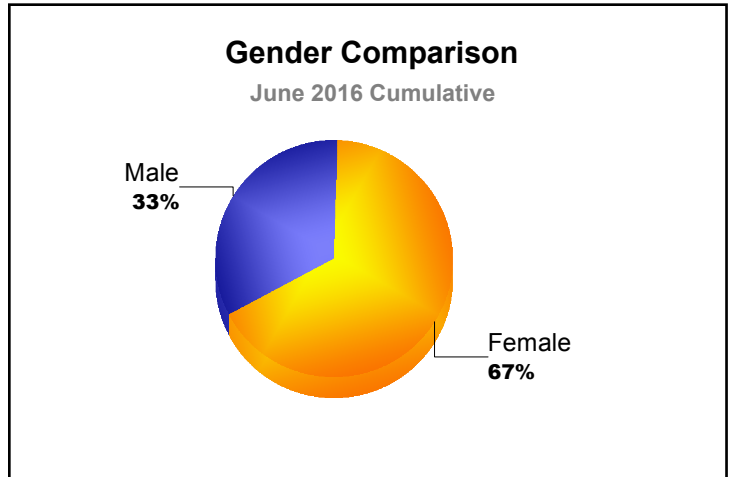
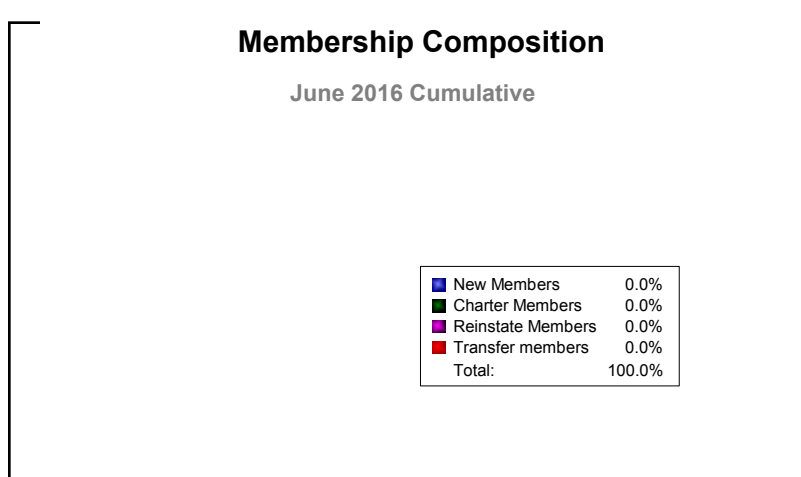
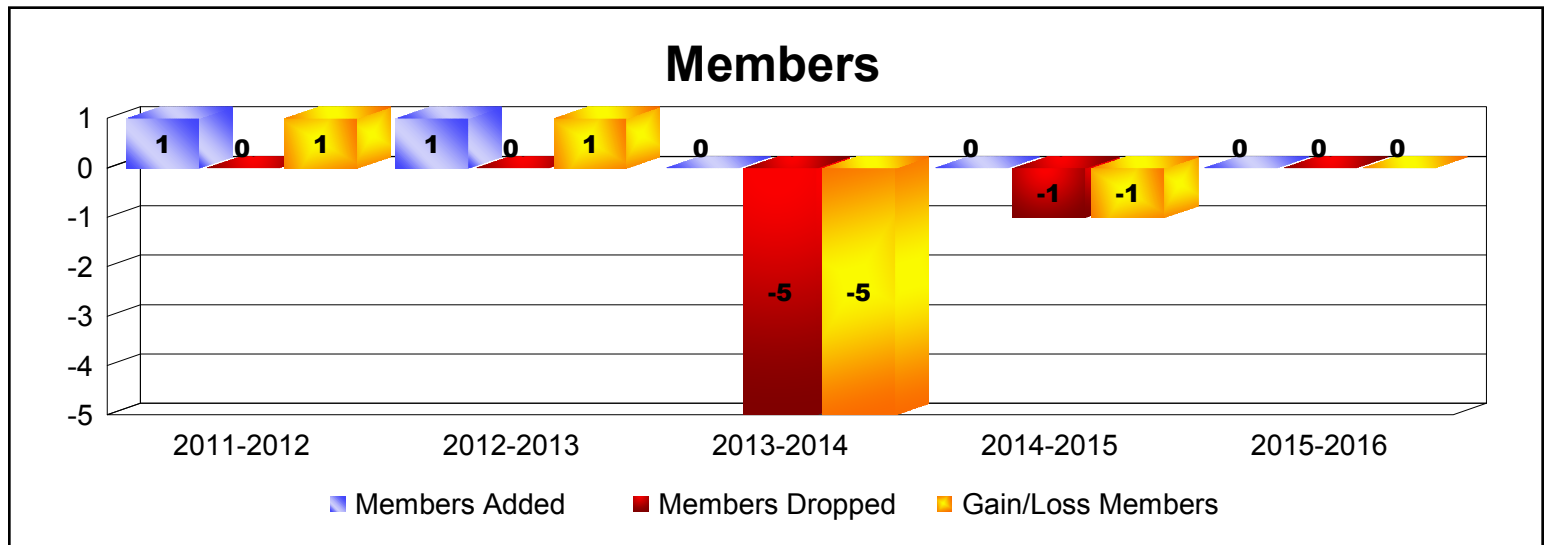
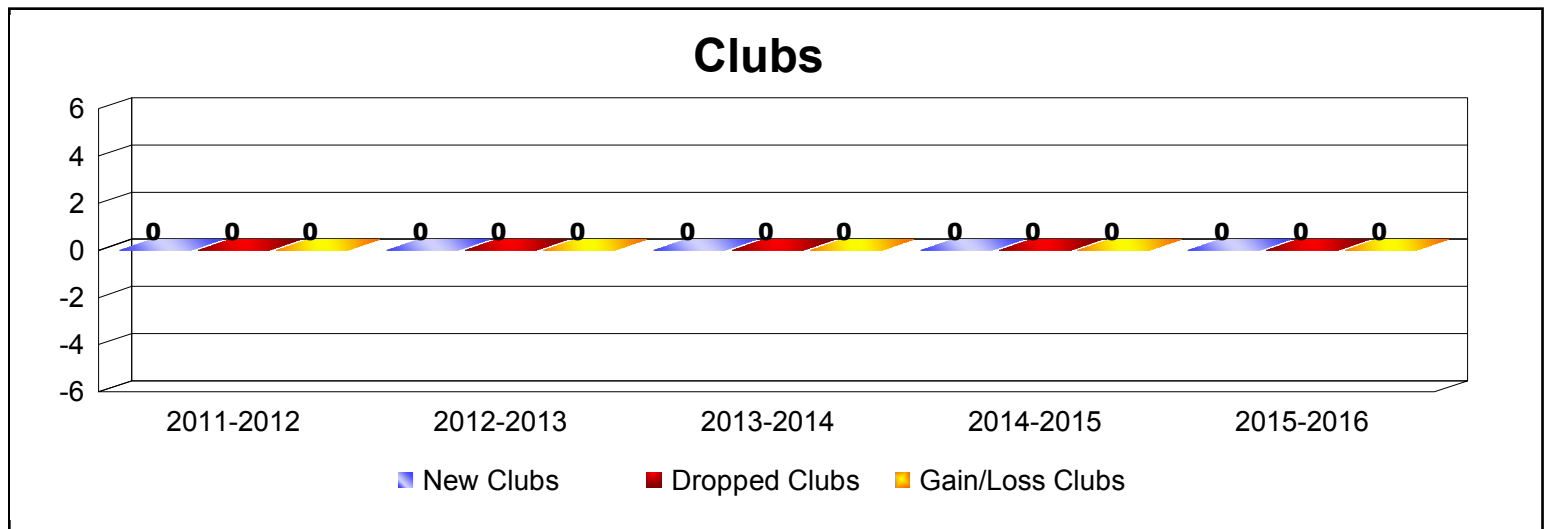


Year	New Clubs	Dropped Clubs	Gain/ Loss Clubs	New Members	Charter Members	Reinstate Members	Transfer Members	Total Member Added	Total Members Dropped	Gain/ Loss Members
2011-2012	0	0	0	123	0	3	4	130	-168	-38
2012-2013	1	0	1	61	27	12	0	100	-110	-10
2013-2014	0	0	0	100	3	2	5	110	-116	-6
2014-2015	0	0	0	84	11	53	7	155	-269	-114
2015-2016	0	-1	-1	98	7	2	6	113	-131	-18
<b>Average</b>	<b>0</b>	<b>0</b>	<b>0</b>	<b>93</b>	<b>10</b>	<b>14</b>	<b>4</b>	<b>122</b>	<b>-159</b>	<b>-37</b>



Year	New Clubs	Dropped Clubs	Gain/ Loss Clubs	New Members	Charter Members	Reinstate Members	Transfer Members	Total Member Added	Total Members Dropped	Gain/ Loss Members
2011-2012	0	0	0	1	0	0	0	1	0	1
2012-2013	0	0	0	1	0	0	0	1	0	1
2013-2014	0	0	0	0	0	0	0	0	-5	-5
2014-2015	0	0	0	0	0	0	0	0	-1	-1
2015-2016	0	0	0	0	0	0	0	0	0	0
<b>Average</b>	<b>0</b>	<b>0</b>	<b>0</b>	<b>0</b>	<b>0</b>	<b>0</b>	<b>0</b>	<b>0</b>	<b>-1</b>	<b>-1</b>



Year	New Clubs	Dropped Clubs	Gain/ Loss Clubs	New Members	Charter Members	Reinstate Members	Transfer Members	Total Member Added	Total Members Dropped	Gain/ Loss Members
2011-2012	0	0	0	6	0	0	0	6	-19	-13
2012-2013	0	-1	-1	4	0	0	0	4	-29	-25
2013-2014	1	-1	0	4	40	9	0	53	-34	19
2014-2015	0	-7	-7	0	0	0	0	0	-119	-119
<b>Average</b>	<b>0</b>	<b>-2</b>	<b>-2</b>	<b>4</b>	<b>10</b>	<b>2</b>	<b>0</b>	<b>16</b>	<b>-50</b>	<b>-35</b>

