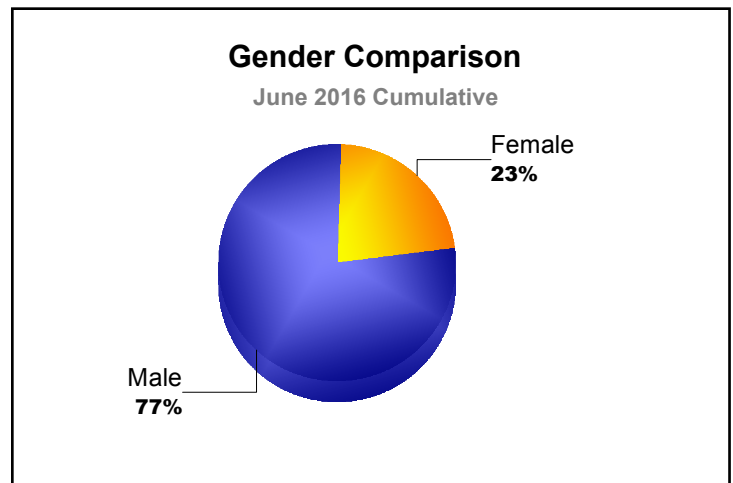
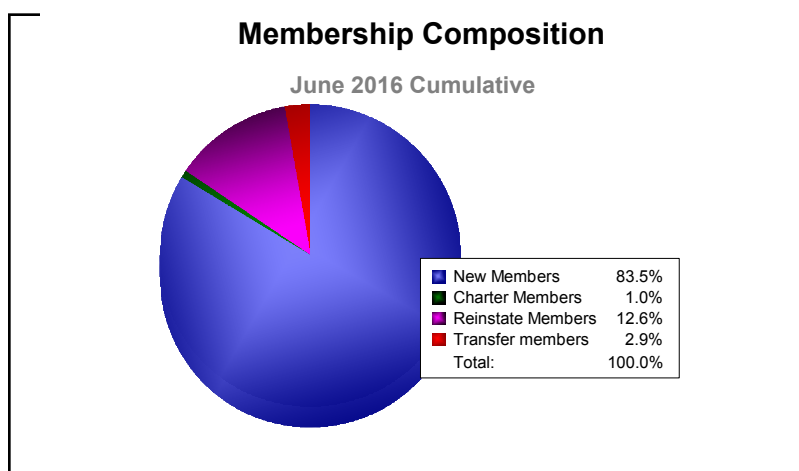
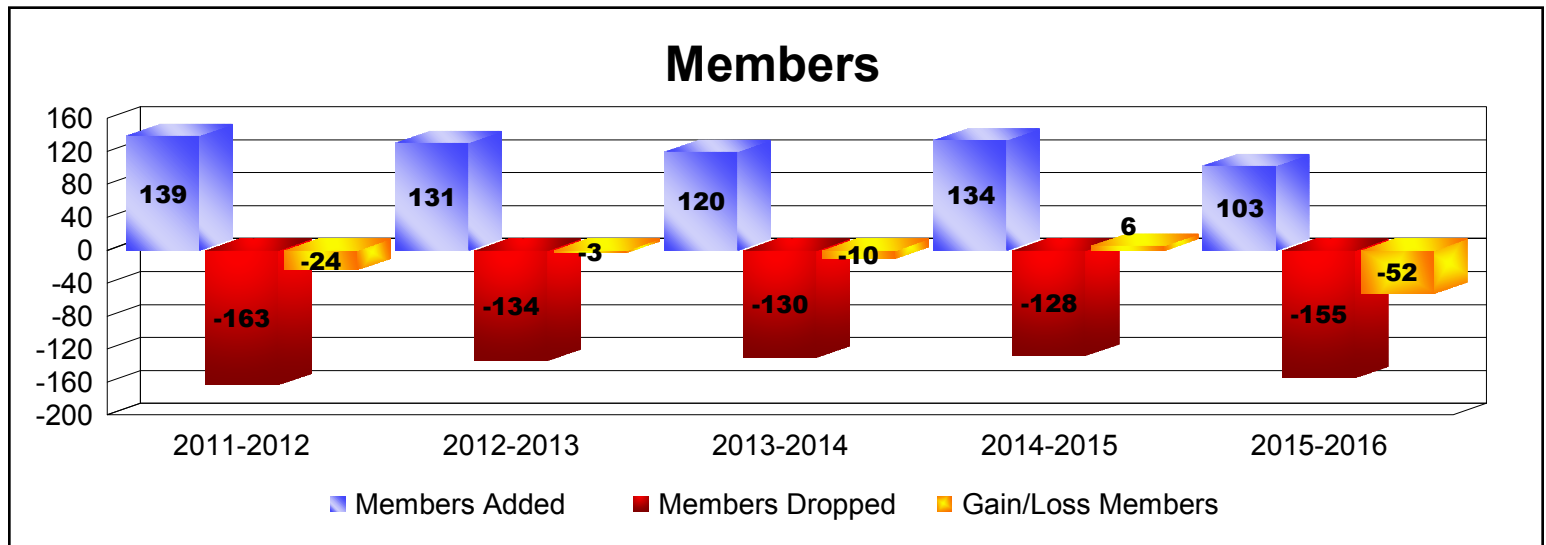
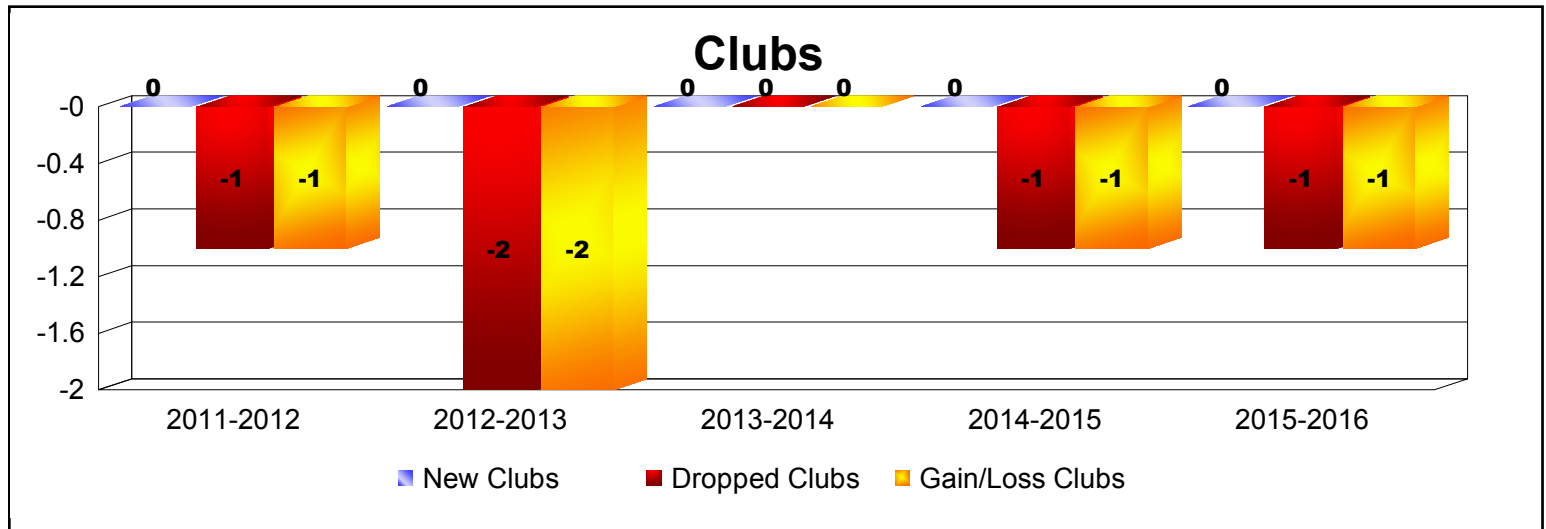


Year	New Clubs	Dropped Clubs	Gain/ Loss Clubs	New Members	Charter Members	Reinstate Members	Transfer Members	Total Member Added	Total Members Dropped	Gain/ Loss Members
2011-2012	0	-1	-1	128	0	6	5	139	-163	-24
2012-2013	0	-2	-2	122	0	8	1	131	-134	-3
2013-2014	0	0	0	110	1	3	6	120	-130	-10
2014-2015	0	-1	-1	120	1	6	7	134	-128	6
2015-2016	0	-1	-1	86	1	13	3	103	-155	-52
Average	0	-1	-1	113	1	7	4	125	-142	-17



Year	New Clubs	Dropped Clubs	Gain/ Loss Clubs	New Members	Charter Members	Reinstate Members	Transfer Members	Total Member Added	Total Members Dropped	Gain/ Loss Members
2011-2012	0	0	0	25	0	5	2	32	-74	-42
2012-2013	0	-1	-1	44	0	1	4	49	-49	0
2013-2014	1	0	1	58	21	2	7	88	-71	17
2014-2015	0	0	0	46	0	4	3	53	-72	-19
2015-2016	1	-1	0	49	34	2	12	97	-63	34
Average	0	0	0	44	11	3	6	64	-66	-2

