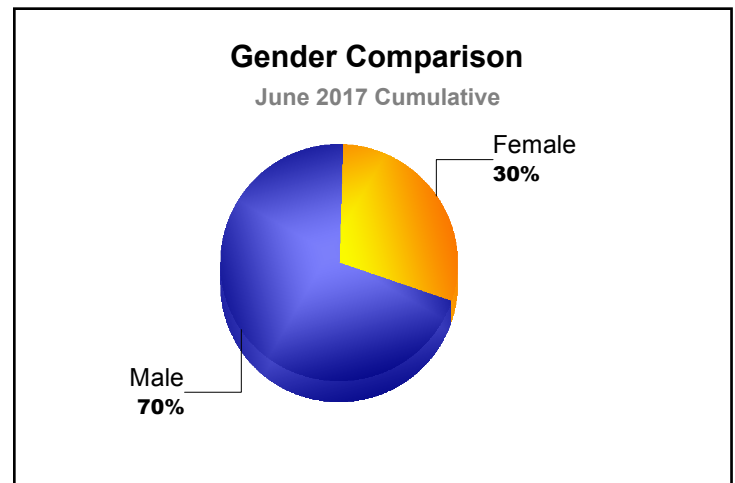
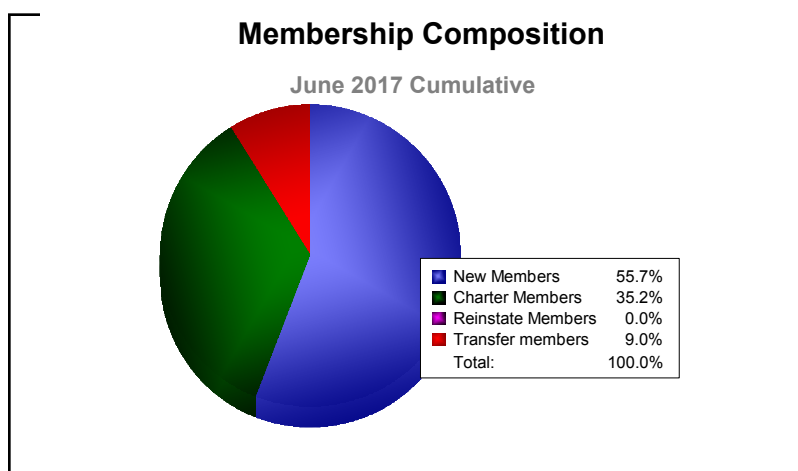
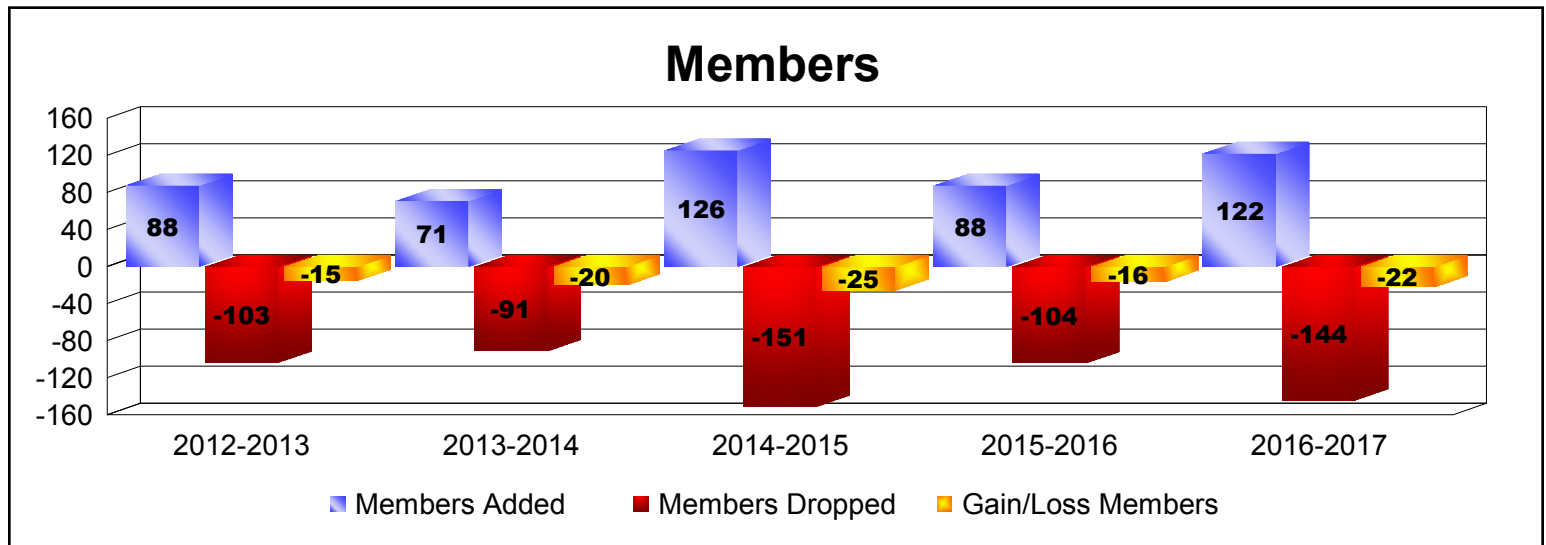
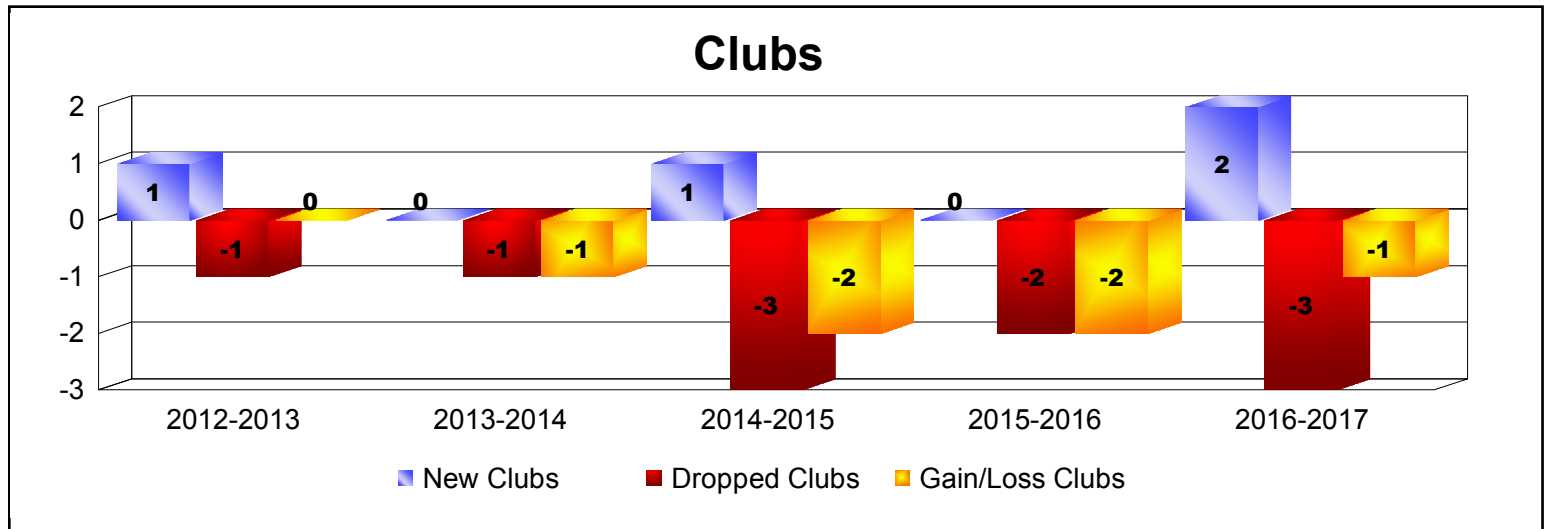
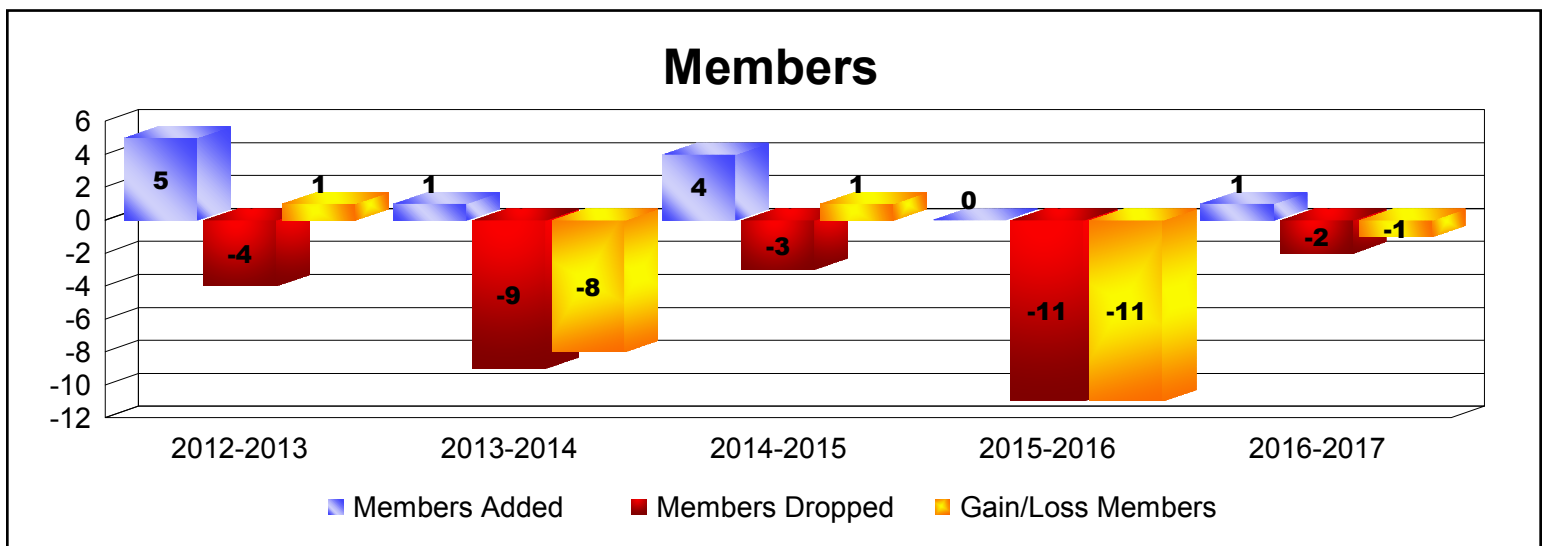
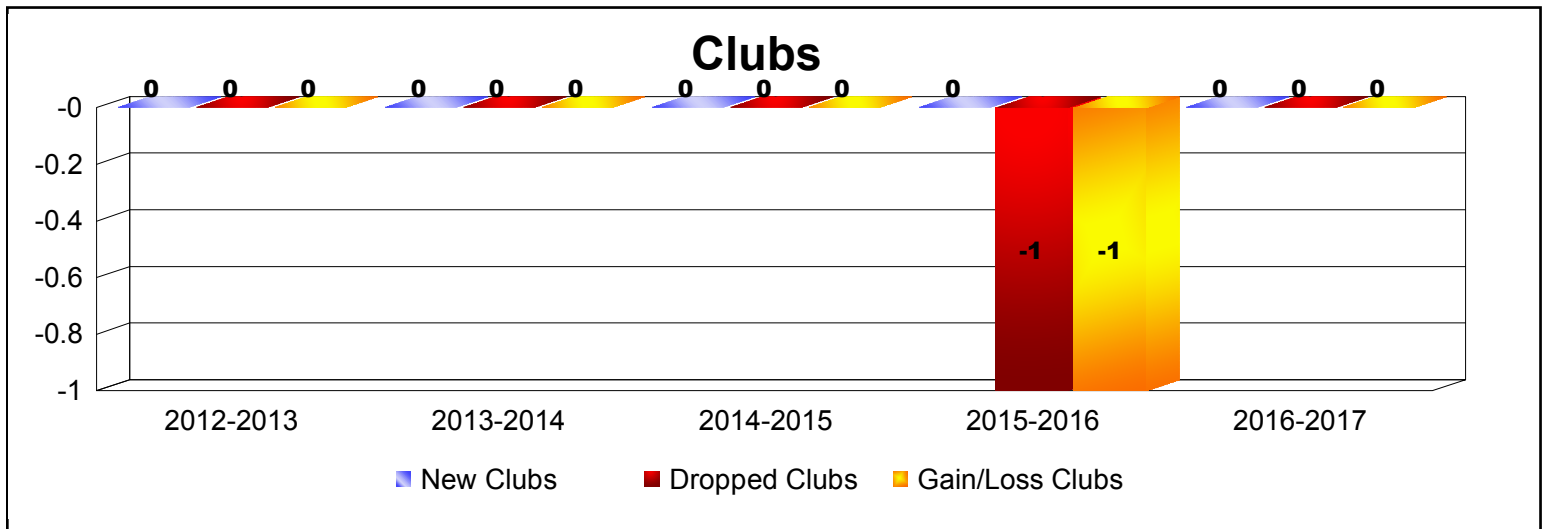


Year	New Clubs	Dropped Clubs	Gain/ Loss Clubs	New Members	Charter Members	Reinstate Members	Transfer Members	Total Member Added	Total Members Dropped	Gain/ Loss Members
2012-2013	1	-1	0	50	25	1	12	88	-103	-15
2013-2014	0	-1	-1	64	3	2	2	71	-91	-20
2014-2015	1	-3	-2	88	22	4	12	126	-151	-25
2015-2016	0	-2	-2	69	3	2	14	88	-104	-16
2016-2017	2	-3	-1	68	43	0	11	122	-144	-22
Average	1	-2	-1	68	19	2	10	99	-119	-20

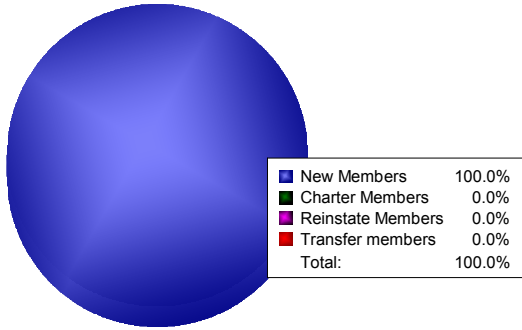


Year	New Clubs	Dropped Clubs	Gain/ Loss Clubs	New Members	Charter Members	Reinstate Members	Transfer Members	Total Member Added	Total Members Dropped	Gain/ Loss Members
2012-2013	0	0	0	3	0	0	0	3	-1	2
2012-2013	0	0	0	2	0	0	0	2	-3	-1
2013-2014	0	0	0	0	0	0	0	0	-6	-6
2013-2014	0	0	0	0	0	0	1	1	-3	-2
2014-2015	0	0	0	3	0	0	0	3	-2	1
2014-2015	0	0	0	1	0	0	0	1	-1	0
2015-2016	0	-1	-1	0	0	0	0	0	-9	-9
2015-2016	0	0	0	0	0	0	0	0	-2	-2
2016-2017	0	0	0	1	0	0	0	1	-2	-1
Average	0	0	0	1	0	0	0	1	-3	-2



Membership Composition

June 2017 Cumulative



Gender Comparison

June 2017 Cumulative

