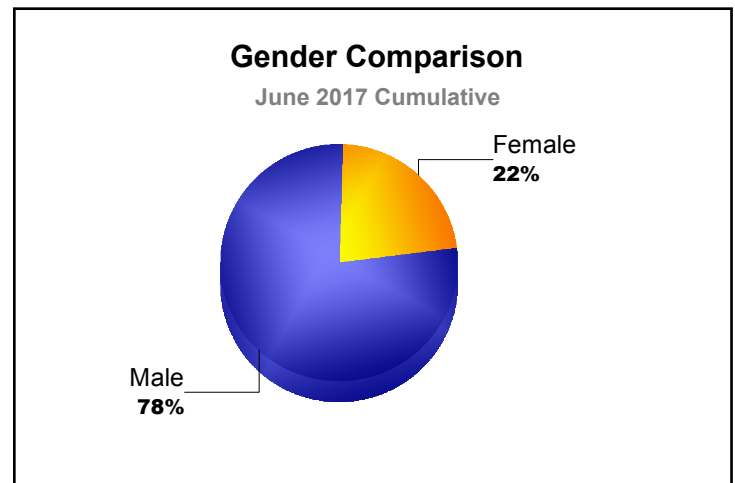
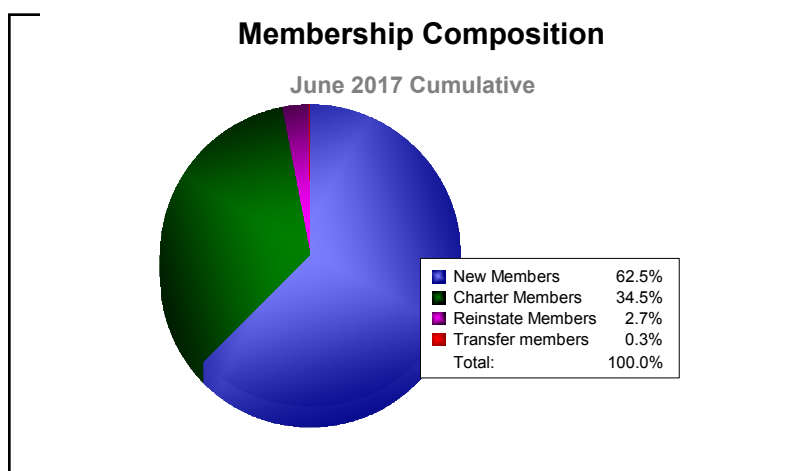
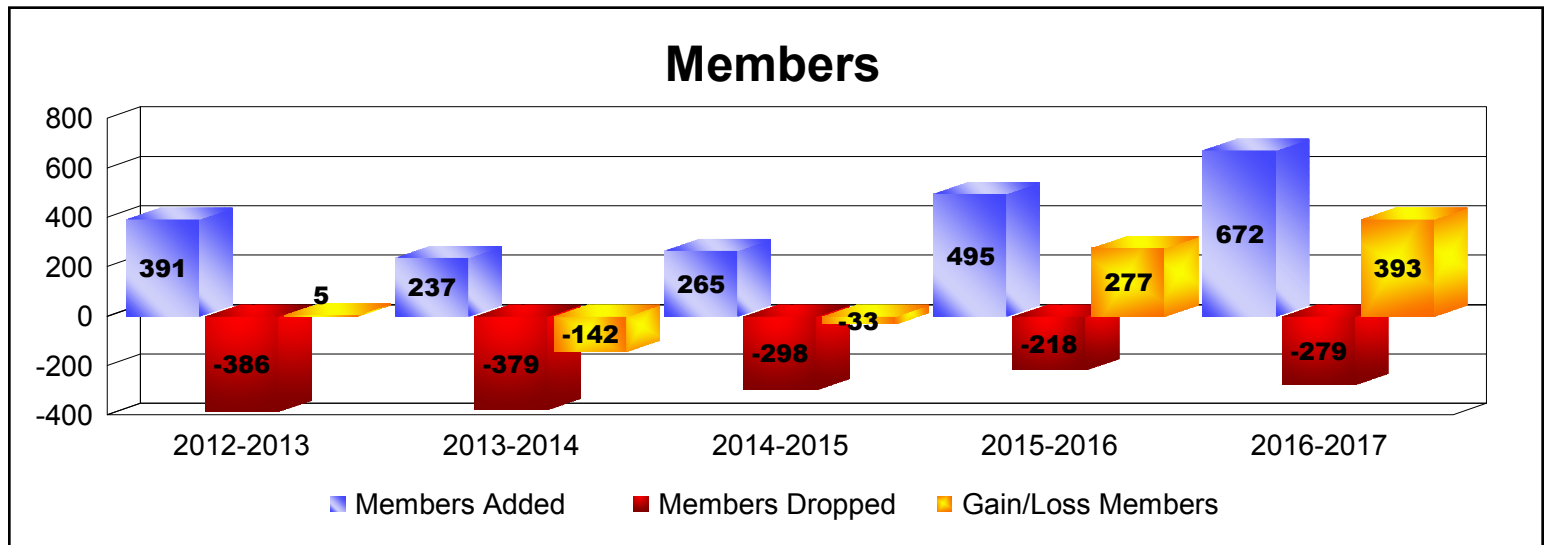
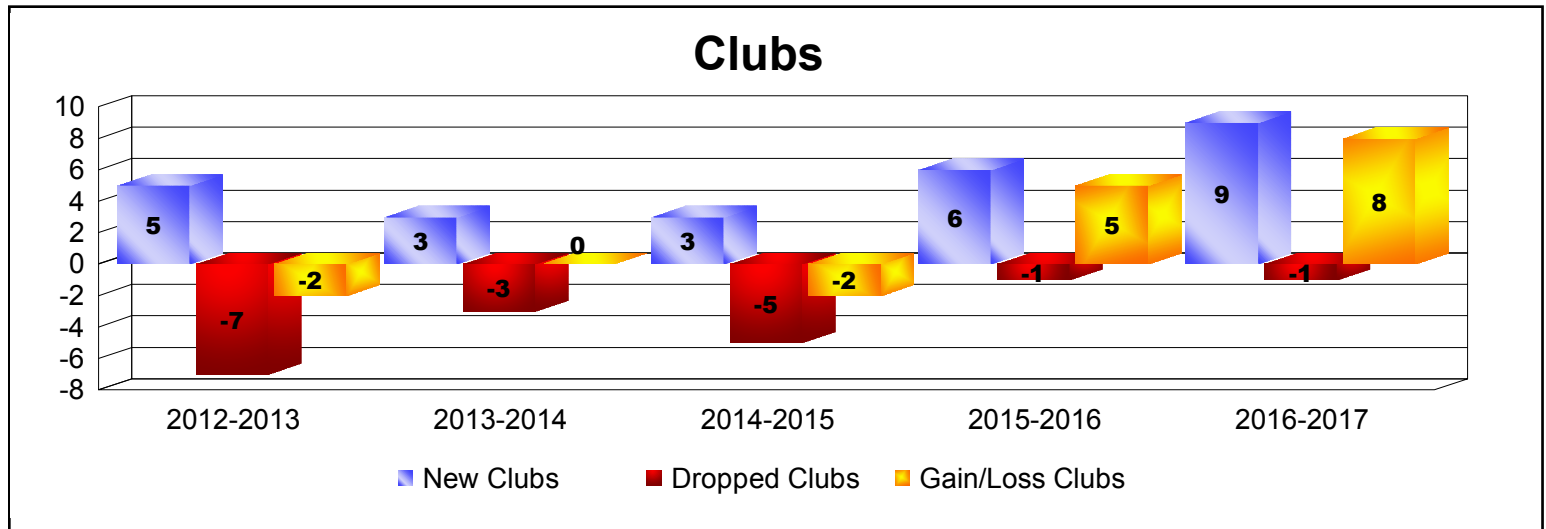


| Year | New Clubs | Dropped Clubs | Gain/ Loss Clubs | New Members | Charter Members | Reinstate Members | Transfer Members | Total Member Added | Total Members Dropped | Gain/ Loss Members |
|----------------|-----------|---------------|------------------|-------------|-----------------|-------------------|------------------|--------------------|-----------------------|--------------------|
| 2012-2013 | 5 | -7 | -2 | 183 | 141 | 67 | 0 | 391 | -386 | 5 |
| 2013-2014 | 3 | -3 | 0 | 156 | 71 | 9 | 1 | 237 | -379 | -142 |
| 2014-2015 | 3 | -5 | -2 | 110 | 128 | 26 | 1 | 265 | -298 | -33 |
| 2015-2016 | 6 | -1 | 5 | 275 | 177 | 32 | 11 | 495 | -218 | 277 |
| 2016-2017 | 9 | -1 | 8 | 420 | 232 | 18 | 2 | 672 | -279 | 393 |
| Average | 5 | -3 | 2 | 229 | 150 | 30 | 3 | 412 | -312 | 100 |



| Year | New Clubs | Dropped Clubs | Gain/ Loss Clubs | New Members | Charter Members | Reinstate Members | Transfer Members | Total Member Added | Total Members Dropped | Gain/ Loss Members |
|----------------|-----------|---------------|------------------|-------------|-----------------|-------------------|------------------|--------------------|-----------------------|--------------------|
| 2012-2013 | 0 | 0 | 0 | 4 | 0 | 20 | 0 | 24 | -10 | 14 |
| 2013-2014 | 0 | 0 | 0 | 2 | 1 | 4 | 0 | 7 | -6 | 1 |
| 2014-2015 | 0 | 0 | 0 | 15 | 0 | 0 | 0 | 15 | 0 | 15 |
| 2015-2016 | 0 | 0 | 0 | 30 | 0 | 1 | 0 | 31 | -4 | 27 |
| 2016-2017 | 0 | 0 | 0 | 21 | 0 | 1 | 0 | 22 | -25 | -3 |
| Average | 0 | 0 | 0 | 14 | 0 | 5 | 0 | 20 | -9 | 11 |

