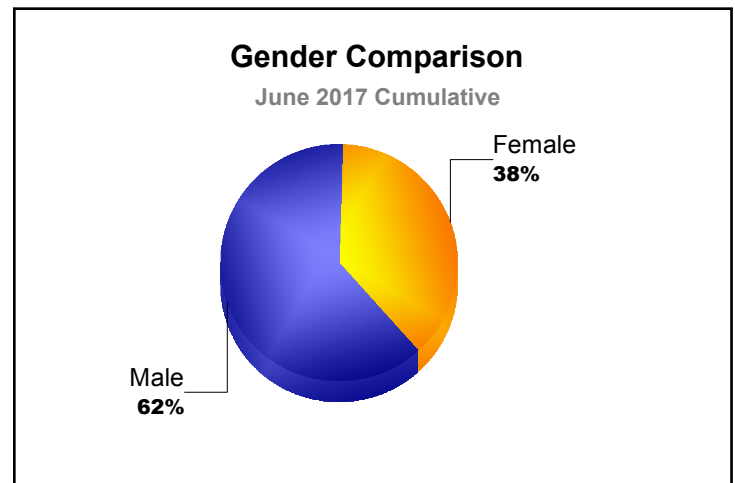
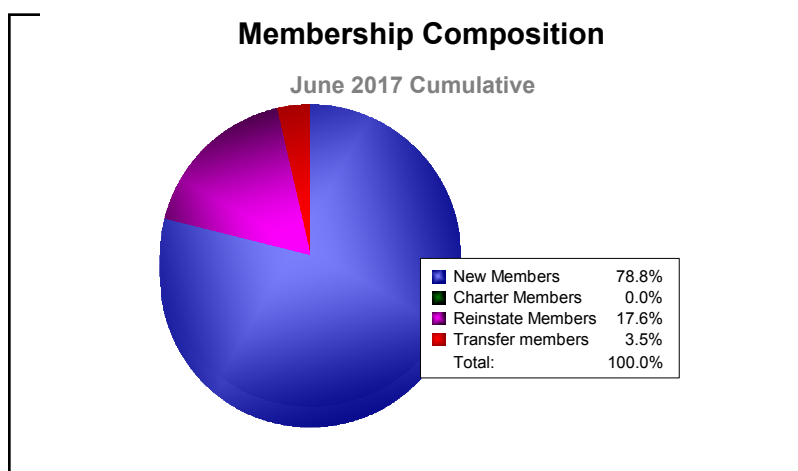
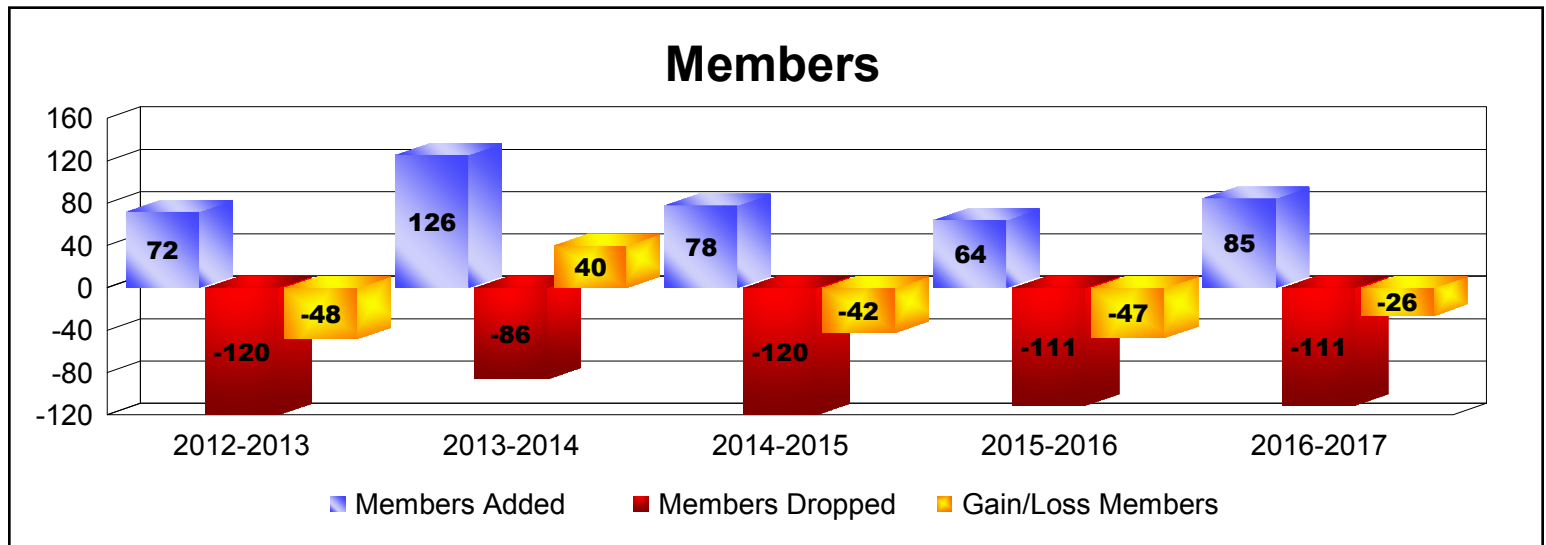
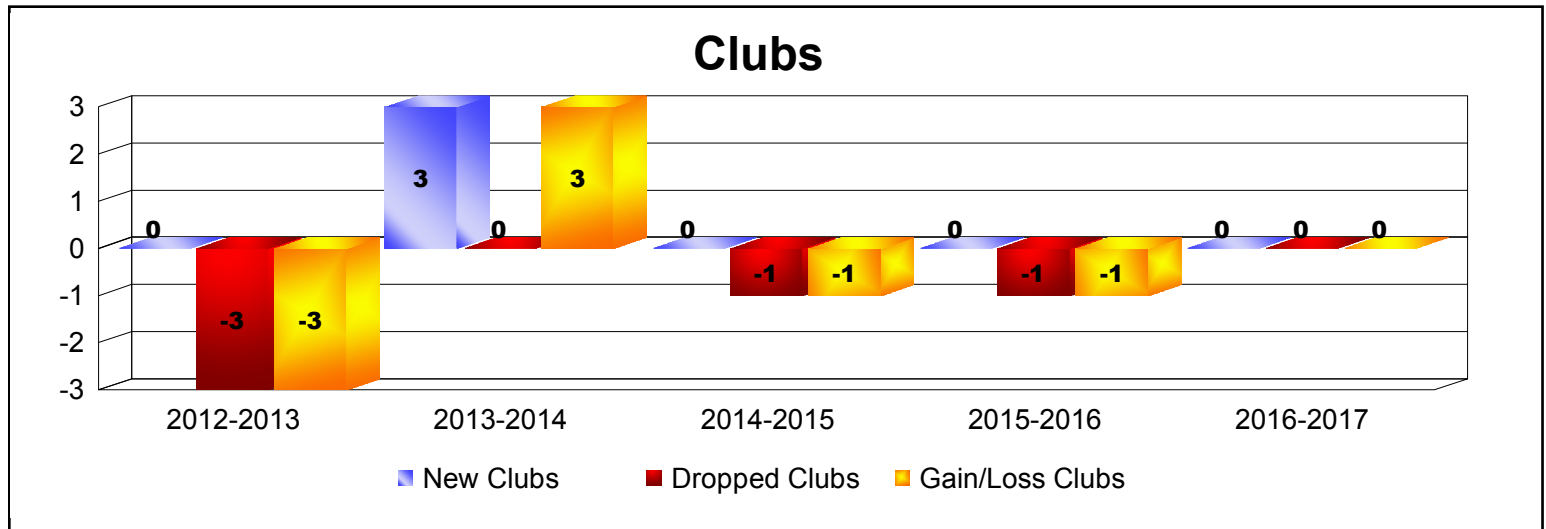


Year	New Clubs	Dropped Clubs	Gain/ Loss Clubs	New Members	Charter Members	Reinstate Members	Transfer Members	Total Member Added	Total Members Dropped	Gain/ Loss Members
2012-2013	0	-3	-3	60	0	4	8	72	-120	-48
2013-2014	3	0	3	55	61	5	5	126	-86	40
2014-2015	0	-1	-1	66	3	5	4	78	-120	-42
2015-2016	0	-1	-1	54	0	5	5	64	-111	-47
2016-2017	0	0	0	67	0	15	3	85	-111	-26
Average	1	-1	0	60	13	7	5	85	-110	-25



Year	New Clubs	Dropped Clubs	Gain/ Loss Clubs	New Members	Charter Members	Reinstate Members	Transfer Members	Total Member Added	Total Members Dropped	Gain/ Loss Members
2012-2013	0	0	0	1	0	0	0	1	-3	-2
2013-2014	0	0	0	2	0	1	0	3	-2	1
2014-2015	0	0	0	1	0	0	1	2	-4	-2
2015-2016	0	0	0	1	0	0	0	1	-3	-2
2016-2017	0	0	0	0	0	2	0	2	-5	-3
Average	0	0	0	1	0	1	0	2	-3	-2

