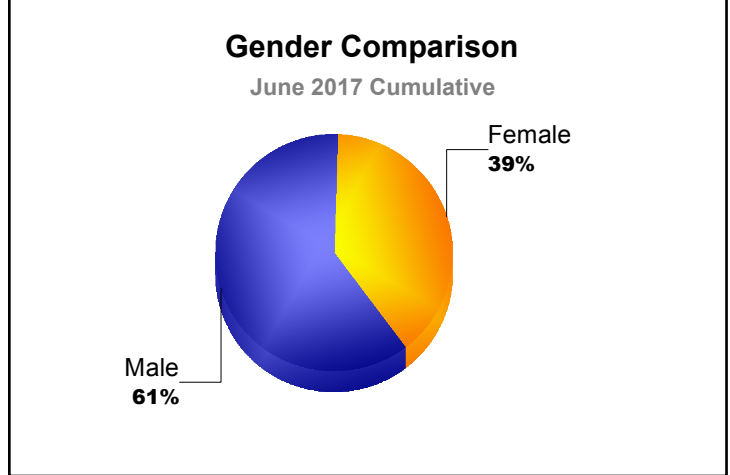
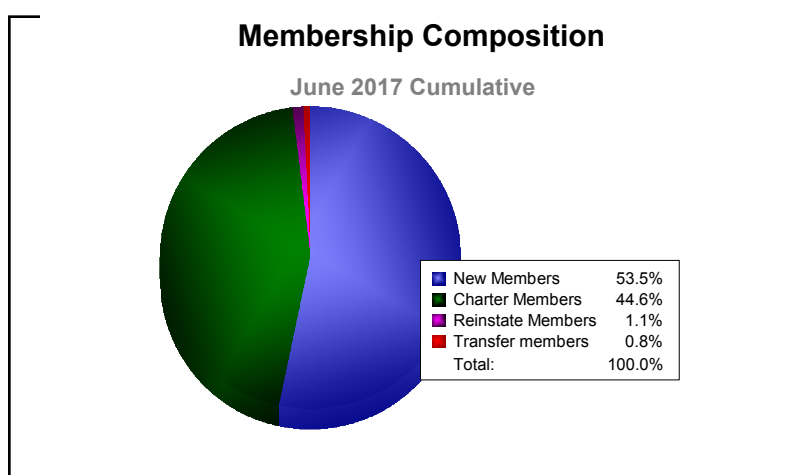
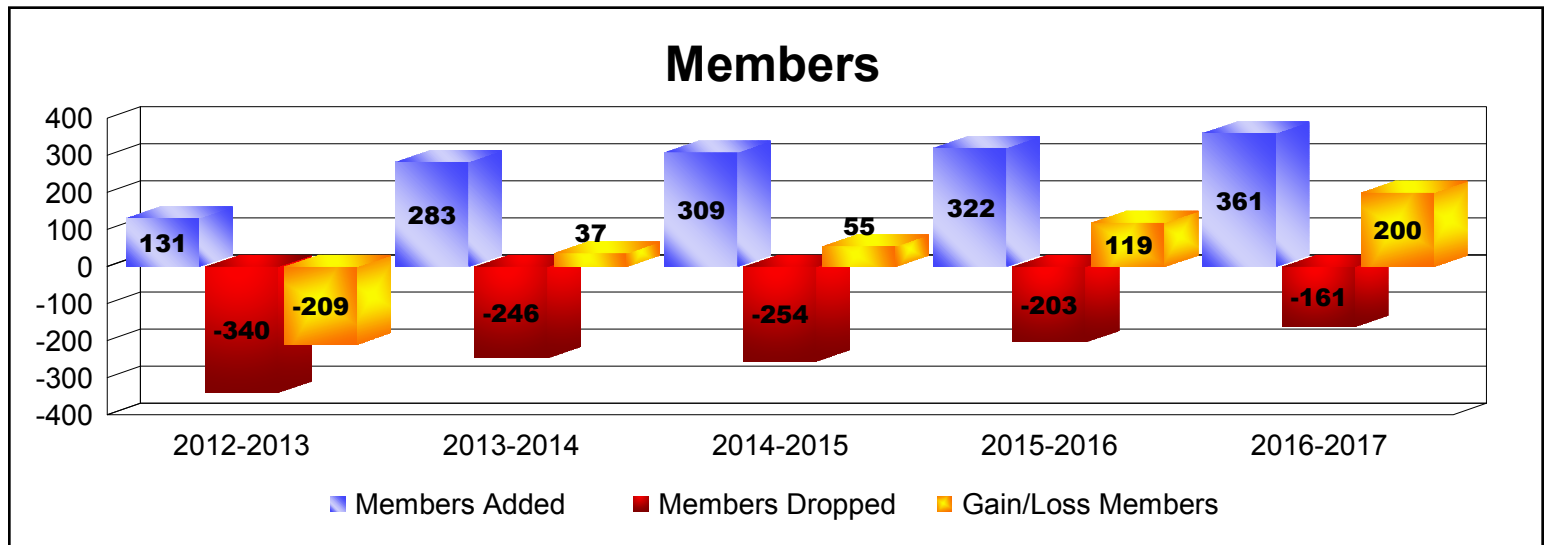
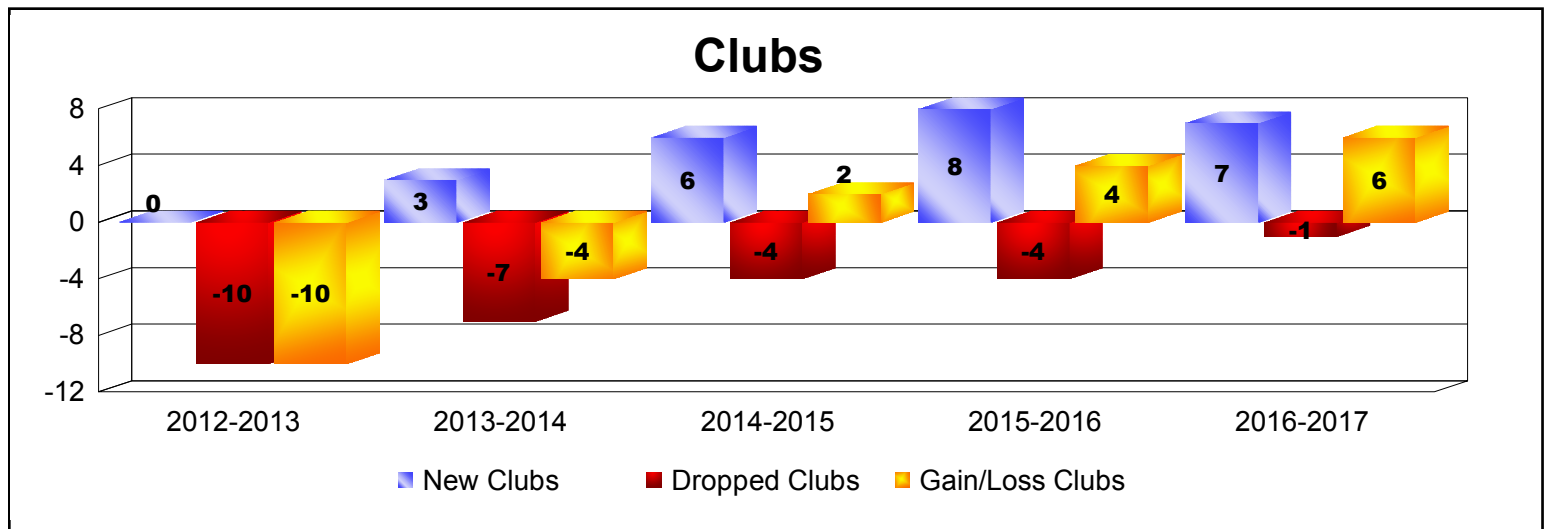
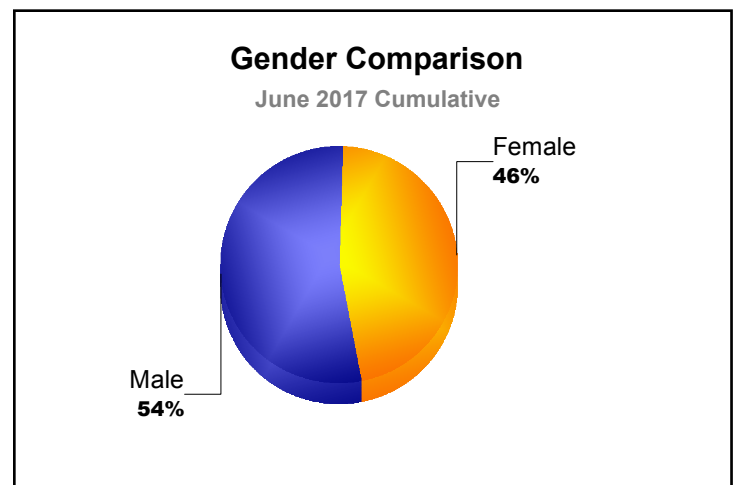
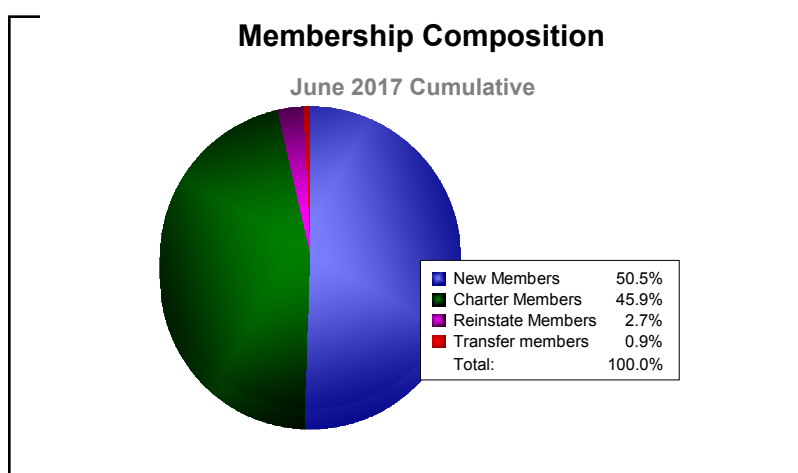
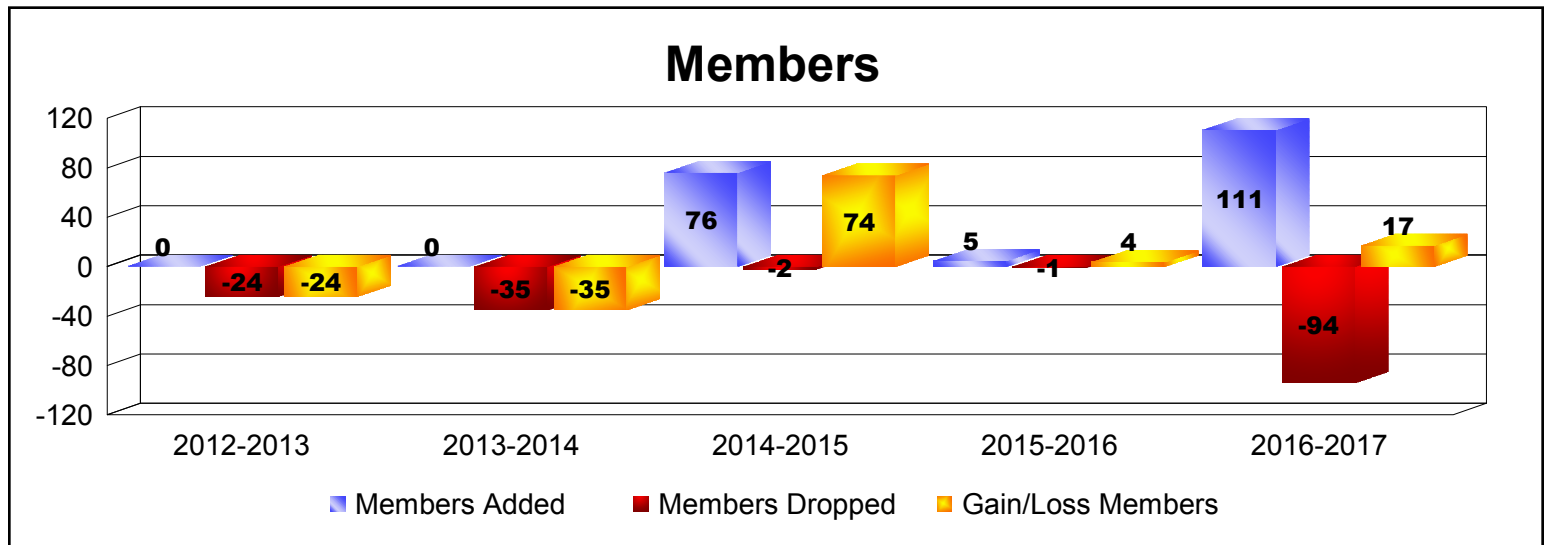
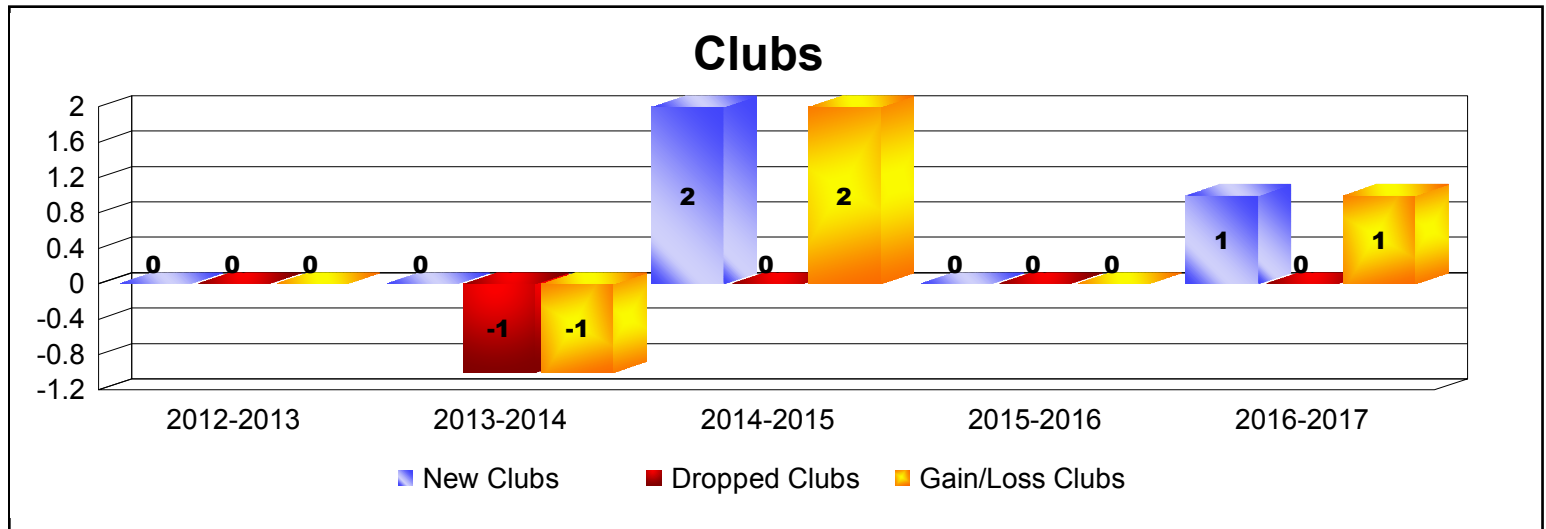


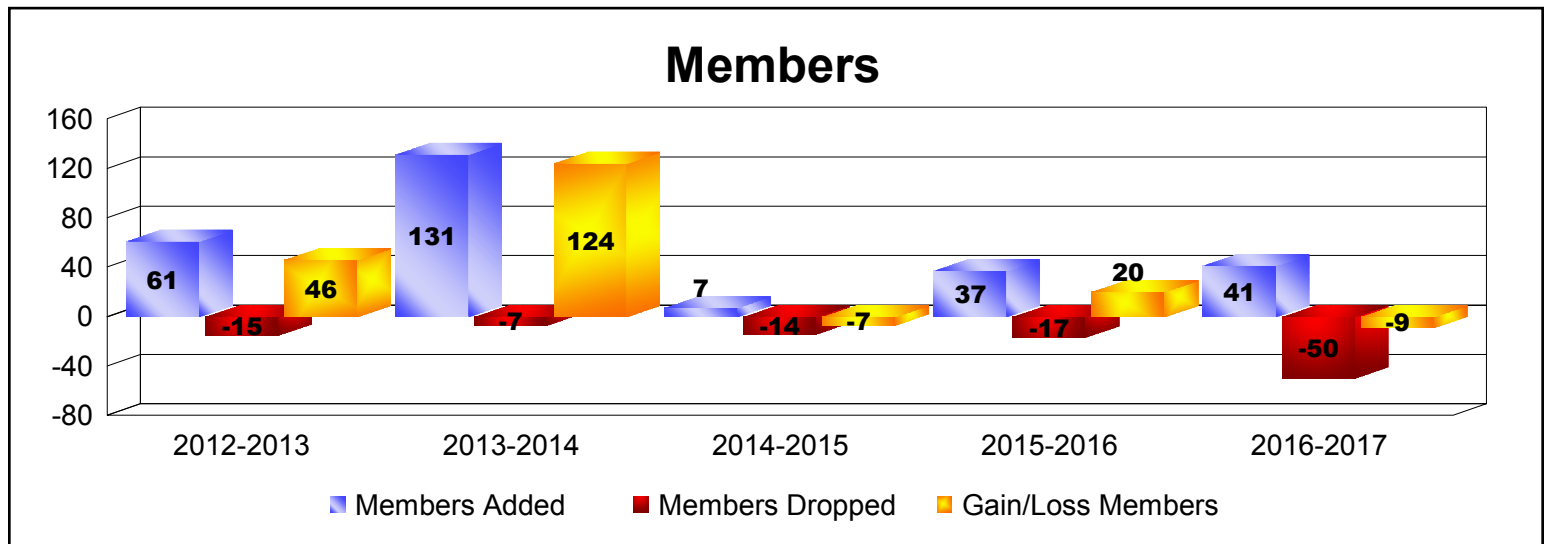
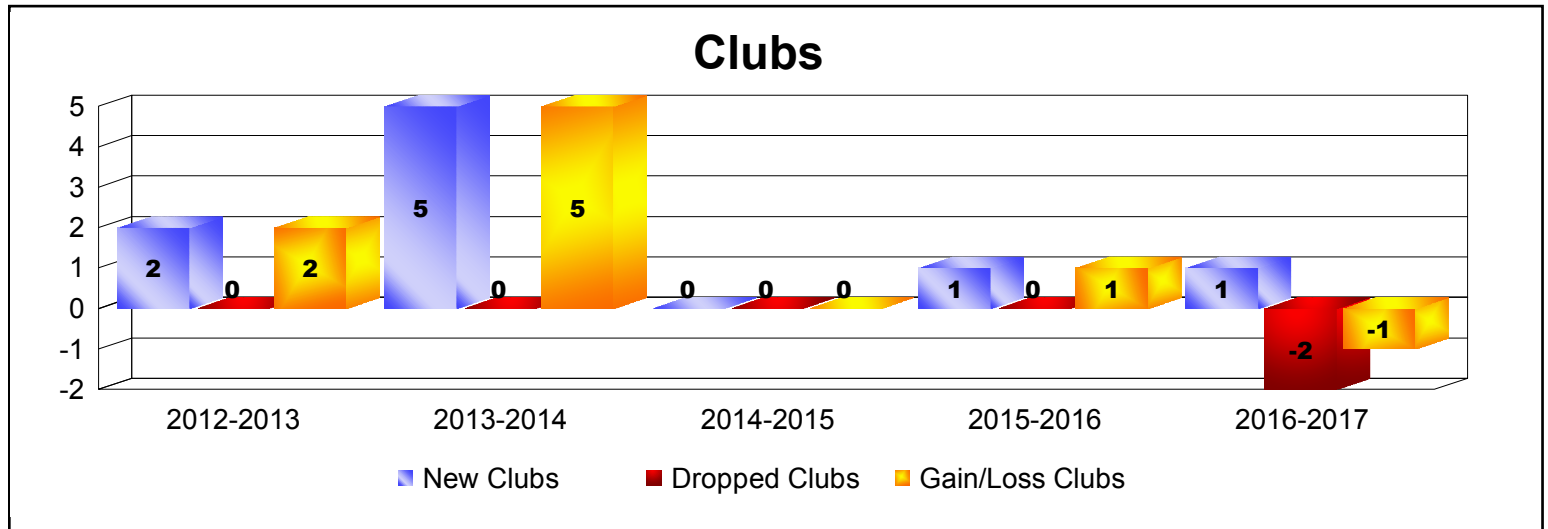
Year	New Clubs	Dropped Clubs	Gain/ Loss Clubs	New Members	Charter Members	Reinstate Members	Transfer Members	Total Member Added	Total Members Dropped	Gain/ Loss Members
2012-2013	0	-10	-10	85	0	42	4	131	-340	-209
2013-2014	3	-7	-4	162	75	35	11	283	-246	37
2014-2015	6	-4	2	112	153	41	3	309	-254	55
2015-2016	8	-4	4	115	199	6	2	322	-203	119
2016-2017	7	-1	6	193	161	4	3	361	-161	200
<b>Average</b>	<b>5</b>	<b>-5</b>	<b>0</b>	<b>133</b>	<b>118</b>	<b>26</b>	<b>5</b>	<b>281</b>	<b>-241</b>	<b>40</b>



Year	New Clubs	Dropped Clubs	Gain/ Loss Clubs	New Members	Charter Members	Reinstate Members	Transfer Members	Total Member Added	Total Members Dropped	Gain/ Loss Members
2012-2013	0	0	0	0	0	0	0	0	-24	-24
2013-2014	0	-1	-1	0	0	0	0	0	-35	-35
2014-2015	2	0	2	0	76	0	0	76	-2	74
2015-2016	0	0	0	5	0	0	0	5	-1	4
2016-2017	1	0	1	56	51	3	1	111	-94	17
<b>Average</b>	<b>1</b>	<b>0</b>	<b>0</b>	<b>12</b>	<b>25</b>	<b>1</b>	<b>0</b>	<b>38</b>	<b>-31</b>	<b>7</b>

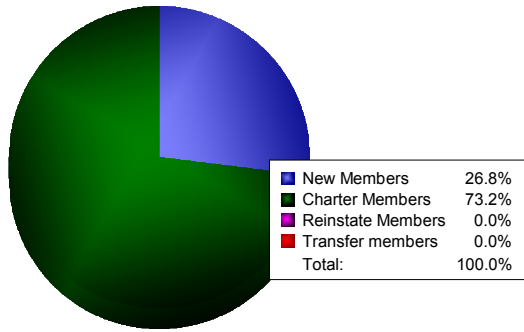


Year	New Clubs	Dropped Clubs	Gain/ Loss Clubs	New Members	Charter Members	Reinstate Members	Transfer Members	Total Member Added	Total Members Dropped	Gain/ Loss Members
2012-2013	2	0	2	10	51	0	0	61	-15	46
2013-2014	5	0	5	7	124	0	0	131	-7	124
2014-2015	0	0	0	6	0	1	0	7	-14	-7
2015-2016	1	0	1	12	25	0	0	37	-17	20
2016-2017	0	-2	-2	11	0	0	0	11	-50	-39
2016-2017	1	0	1	0	30	0	0	30	0	30
<b>Average</b>	<b>2</b>	<b>0</b>	<b>1</b>	<b>8</b>	<b>38</b>	<b>0</b>	<b>0</b>	<b>46</b>	<b>-17</b>	<b>29</b>



## Membership Composition

June 2017 Cumulative



## Gender Comparison

June 2017 Cumulative

