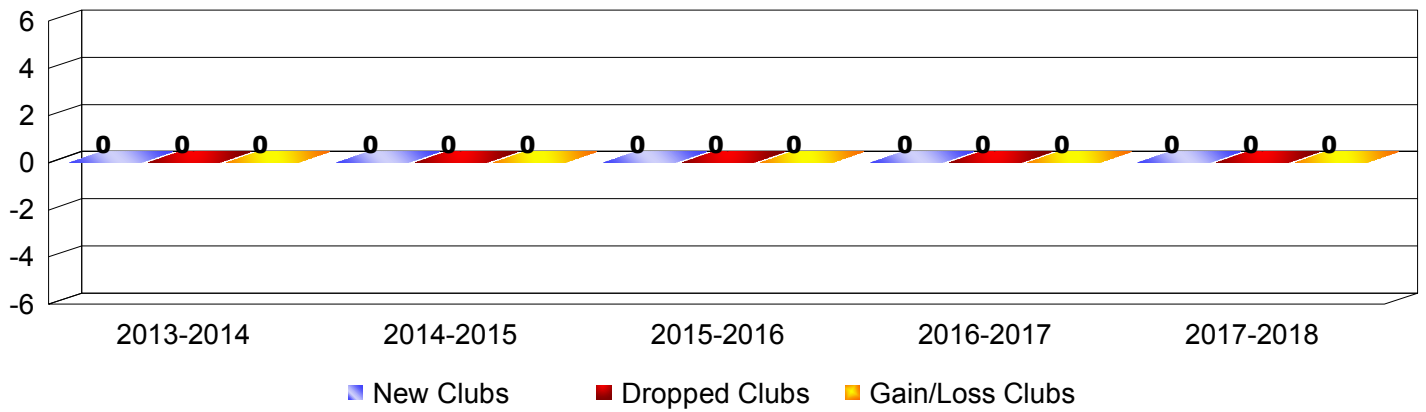
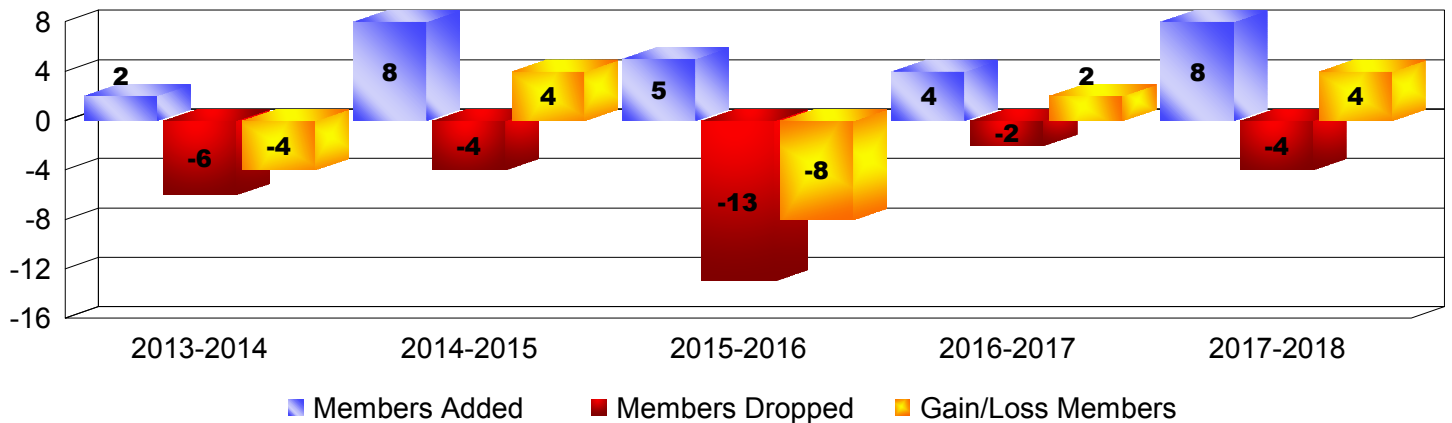


Year	New Clubs	Dropped Clubs	Gain/ Loss Clubs	New Members	Charter Members	Reinstate Members	Transfer Members	Total Member Added	Total Members Dropped	Gain/ Loss Members
2013-2014	0	0	0	0	0	0	0	0	0	0
2013-2014	0	0	0	2	0	0	0	2	-6	-4
2014-2015	0	0	0	0	0	0	0	0	0	0
2014-2015	0	0	0	8	0	0	0	8	-4	4
2015-2016	0	0	0	0	0	0	0	0	-1	-1
2015-2016	0	0	0	5	0	0	0	5	-12	-7
2016-2017	0	0	0	0	0	0	0	0	0	0
2016-2017	0	0	0	4	0	0	0	4	-2	2
2017-2018	0	0	0	0	0	0	0	0	0	0
2017-2018	0	0	0	8	0	0	0	8	-4	4
Average	0	0	0	3	0	0	0	3	-3	0

Clubs

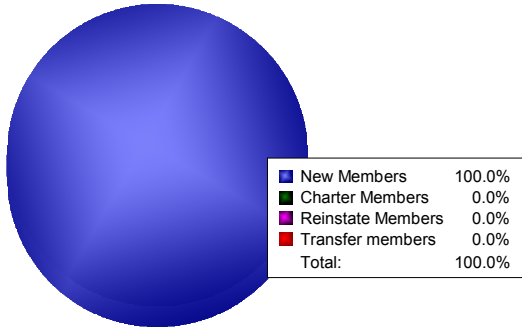


Members



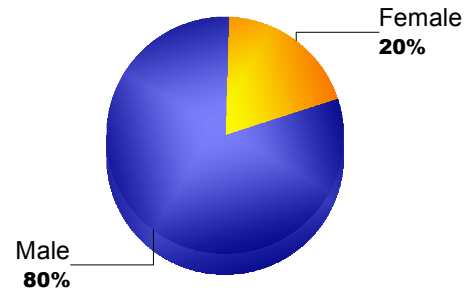
Membership Composition

June 2018 Cumulative



Gender Comparison

June 2018 Cumulative



Year	New Clubs	Dropped Clubs	Gain/ Loss Clubs	New Members	Charter Members	Reinstate Members	Transfer Members	Total Member Added	Total Members Dropped	Gain/ Loss Members
2013-2014	0	0	0	113	4	2	10	129	-120	9
2014-2015	1	0	1	112	35	1	5	153	-181	-28
2015-2016	0	-2	-2	98	0	0	7	105	-182	-77
2016-2017	0	-1	-1	77	1	0	12	90	-209	-119
2017-2018	0	-1	-1	82	0	1	3	86	-176	-90
Average	0	-1	-1	96	8	1	7	113	-174	-61

