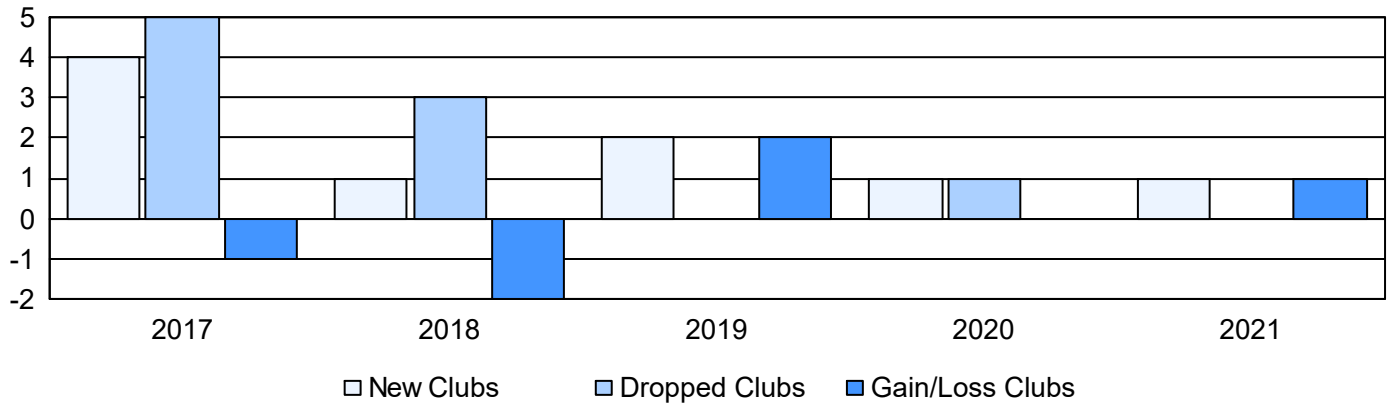
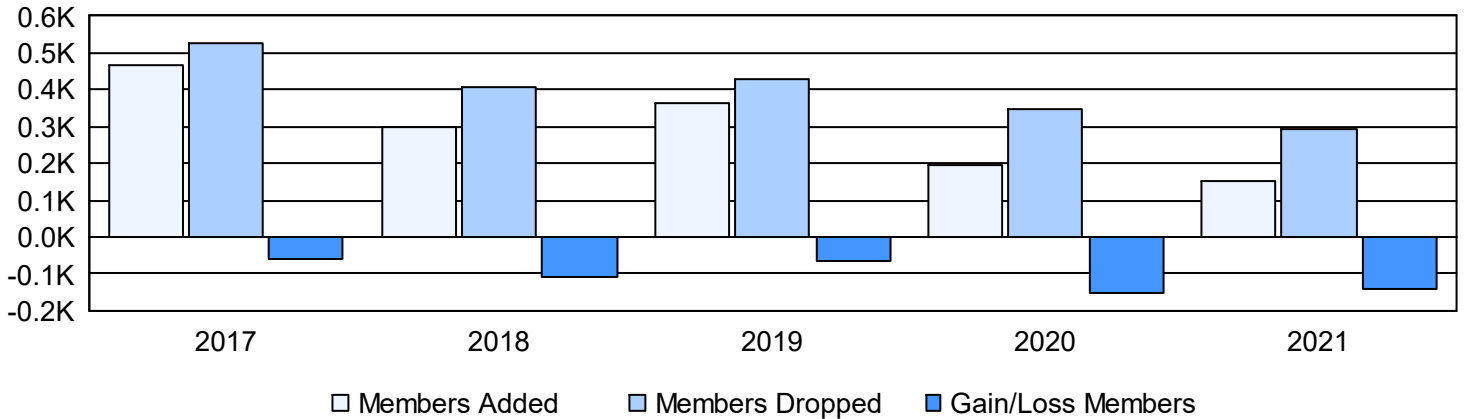


Year	New Clubs	Dropped Clubs	Gain/ Loss Clubs	New Members	Charter Members	Reinstate Members	Transfer Members	Total Member Added	Total Members Dropped	Gain/ Loss Members
2016-2017	4	5	-1	291	126	18	30	465	524	-59
2017-2018	1	3	-2	249	23	12	15	299	408	-109
2018-2019	2	0	2	266	45	11	40	362	427	-65
2019-2020	1	1	0	144	25	7	20	196	346	-150
2020-2021	1	0	1	105	21	12	16	154	294	-140
Average	2	2	0	211	48	12	24	295	400	-105

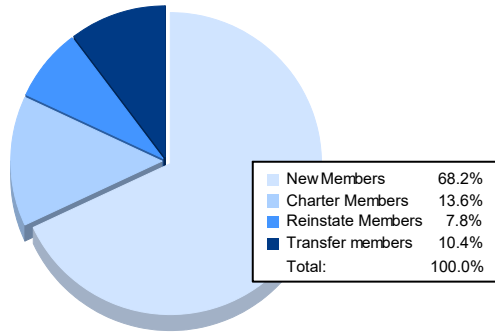
Clubs



Members



Membership Composition June 2021 Cumulative



Gender Composition June 2021 Cumulative

