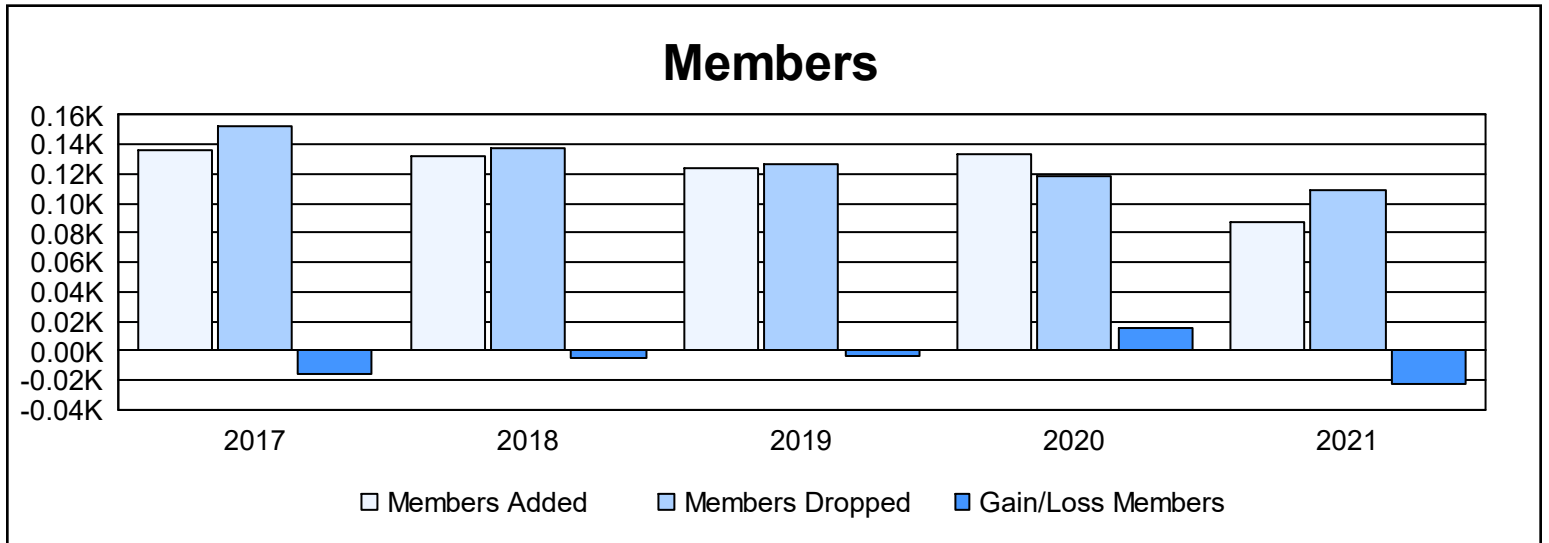
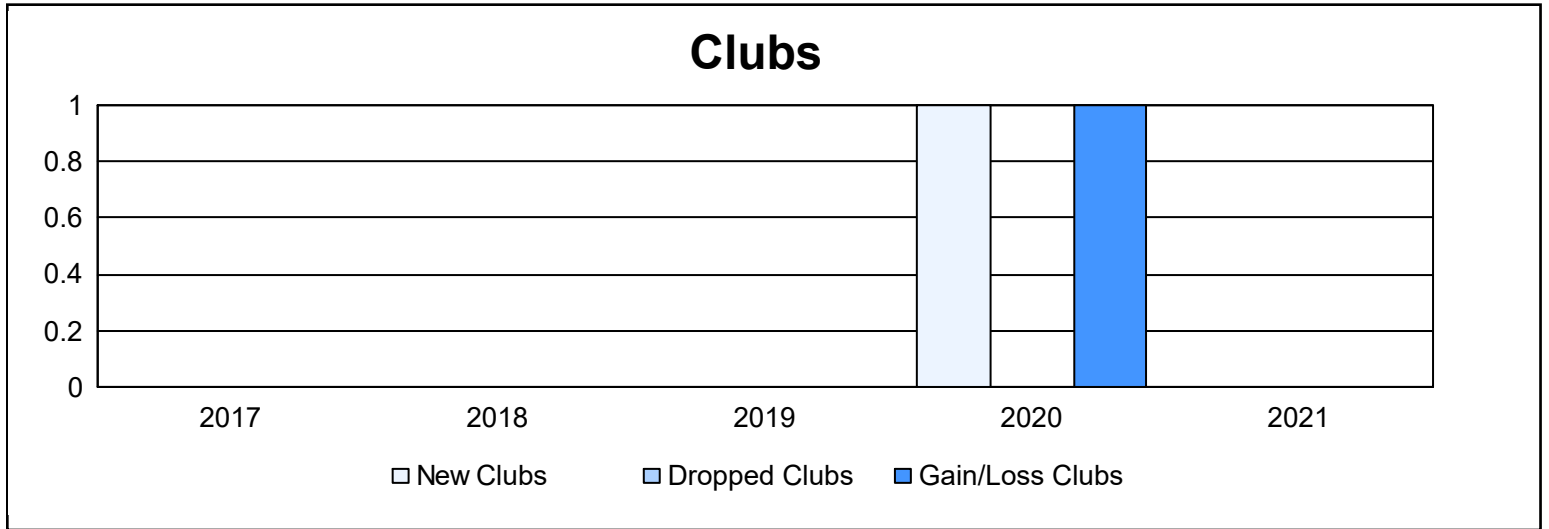
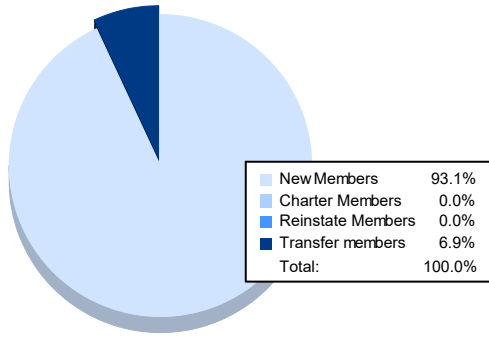


| Year | New Clubs | Dropped Clubs | Gain/Loss Clubs | New Members | Charter Members | Reinstate Members | Transfer Members | Total Member Added | Total Members Dropped | Gain/Loss Members |
|----------------|-----------|---------------|-----------------|-------------|-----------------|-------------------|------------------|--------------------|-----------------------|-------------------|
| 2016-2017 | 0 | 0 | 0 | 121 | 0 | 2 | 13 | 136 | 152 | -16 |
| 2017-2018 | 0 | 0 | 0 | 122 | 0 | 6 | 4 | 132 | 137 | -5 |
| 2018-2019 | 0 | 0 | 0 | 104 | 0 | 9 | 11 | 124 | 127 | -3 |
| 2019-2020 | 1 | 0 | 1 | 92 | 30 | 4 | 8 | 134 | 119 | 15 |
| 2020-2021 | 0 | 0 | 0 | 81 | 0 | 0 | 6 | 87 | 109 | -22 |
| Average | 0 | 0 | 0 | 104 | 6 | 4 | 8 | 123 | 129 | -6 |



Membership Composition June 2021 Cumulative



Gender Composition June 2021 Cumulative

