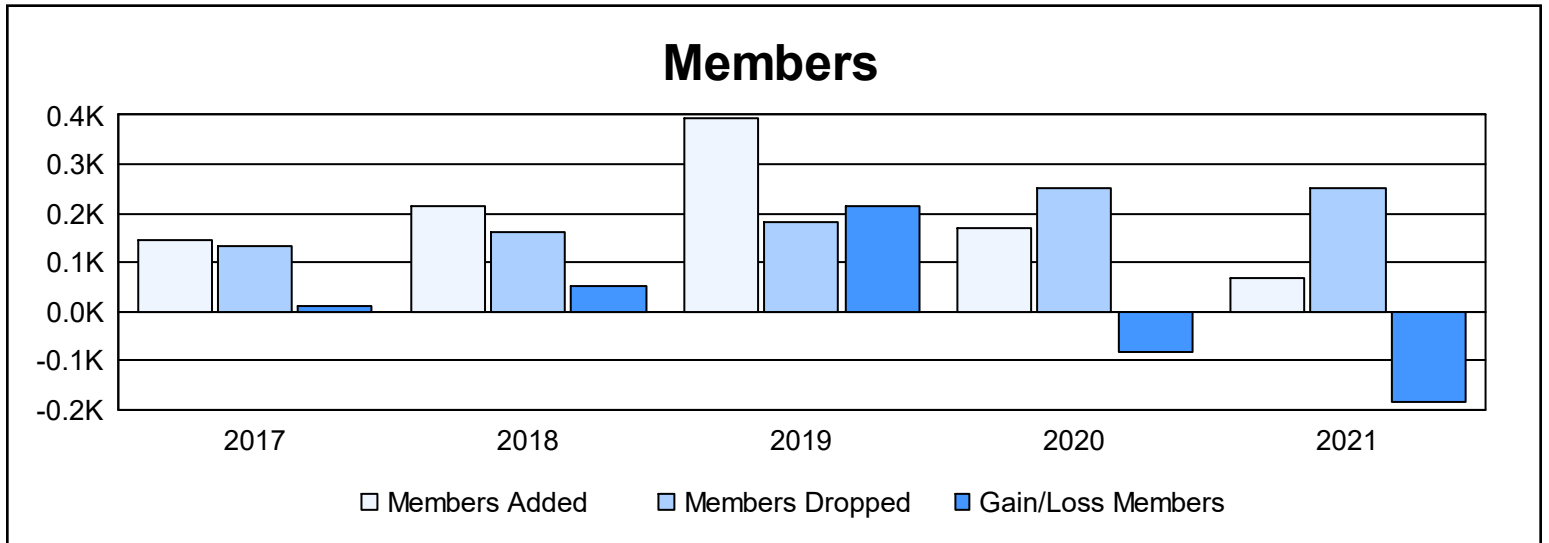
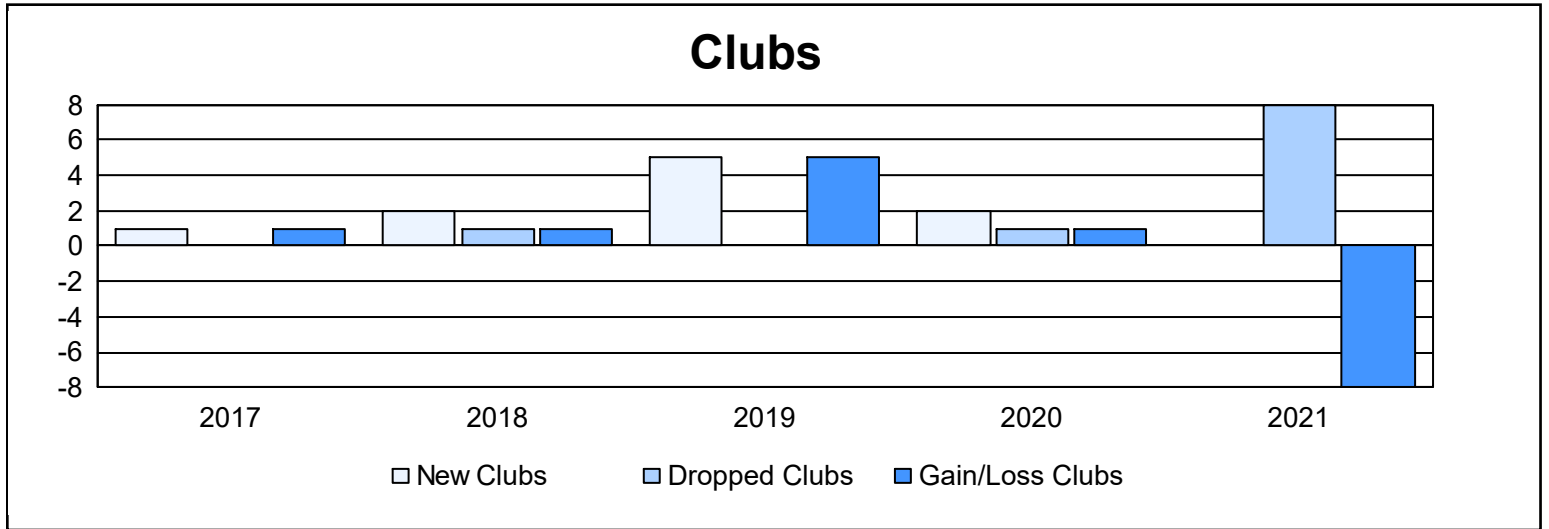
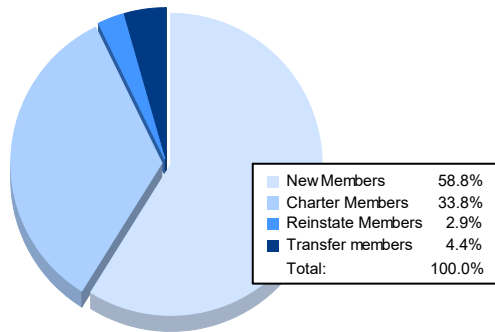


| Year           | New Clubs | Dropped Clubs | Gain/ Loss Clubs | New Members | Charter Members | Reinstate Members | Transfer Members | Total Member Added | Total Members Dropped | Gain/ Loss Members |
|----------------|-----------|---------------|------------------|-------------|-----------------|-------------------|------------------|--------------------|-----------------------|--------------------|
| 2016-2017      | 1         | 0             | 1                | 102         | 31              | 5                 | 6                | 144                | 132                   | 12                 |
| 2017-2018      | 2         | 1             | 1                | 146         | 51              | 6                 | 10               | 213                | 163                   | 50                 |
| 2018-2019      | 5         | 0             | 5                | 266         | 112             | 1                 | 15               | 394                | 180                   | 214                |
| 2019-2020      | 2         | 1             | 1                | 53          | 85              | 25                | 5                | 168                | 252                   | -84                |
| 2020-2021      | 0         | 8             | -8               | 40          | 23              | 2                 | 3                | 68                 | 252                   | -184               |
| <b>Average</b> | <b>2</b>  | <b>2</b>      | <b>0</b>         | <b>121</b>  | <b>60</b>       | <b>8</b>          | <b>8</b>         | <b>197</b>         | <b>196</b>            | <b>2</b>           |



### Membership Composition June 2021 Cumulative



### Gender Composition June 2021 Cumulative

