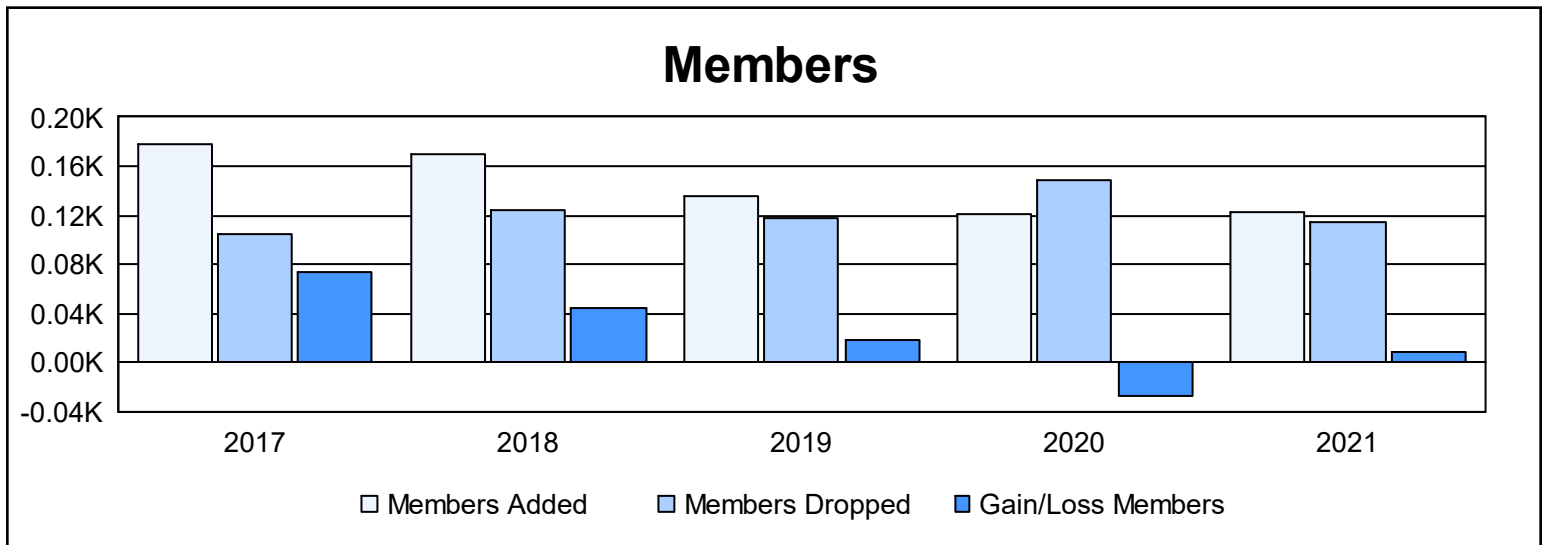
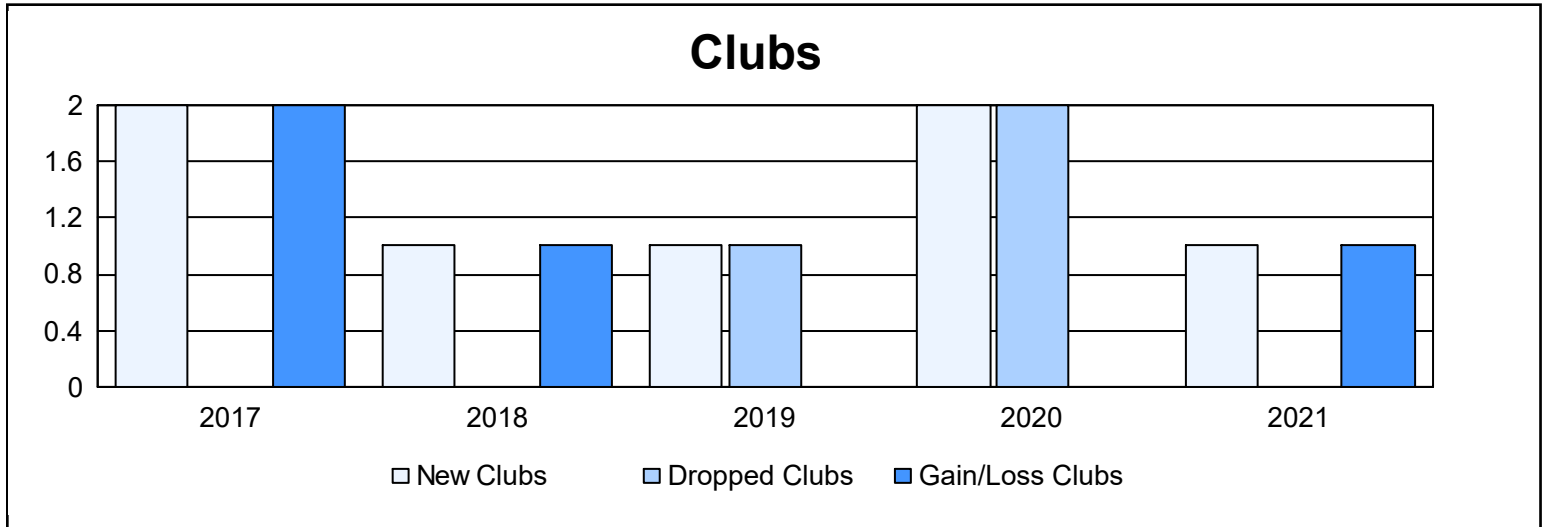
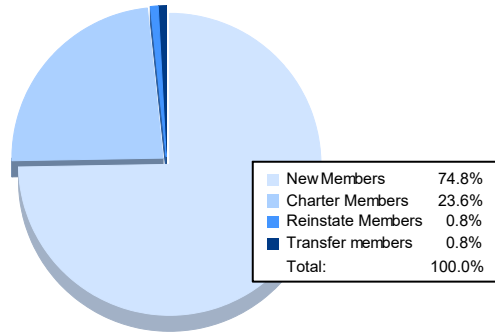


| Year | New Clubs | Dropped Clubs | Gain/ Loss Clubs | New Members | Charter Members | Reinstate Members | Transfer Members | Total Member Added | Total Members Dropped | Gain/ Loss Members |
|----------------|-----------|---------------|------------------|-------------|-----------------|-------------------|------------------|--------------------|-----------------------|--------------------|
| 2016-2017 | 2 | 0 | 2 | 119 | 51 | 2 | 6 | 178 | 104 | 74 |
| 2017-2018 | 1 | 0 | 1 | 139 | 26 | 1 | 3 | 169 | 125 | 44 |
| 2018-2019 | 1 | 1 | 0 | 105 | 21 | 2 | 7 | 135 | 117 | 18 |
| 2019-2020 | 2 | 2 | 0 | 74 | 43 | 1 | 3 | 121 | 149 | -28 |
| 2020-2021 | 1 | 0 | 1 | 92 | 29 | 1 | 1 | 123 | 115 | 8 |
| Average | 1 | 1 | 1 | 106 | 34 | 1 | 4 | 145 | 122 | 23 |



Membership Composition June 2021 Cumulative



Gender Composition June 2021 Cumulative

