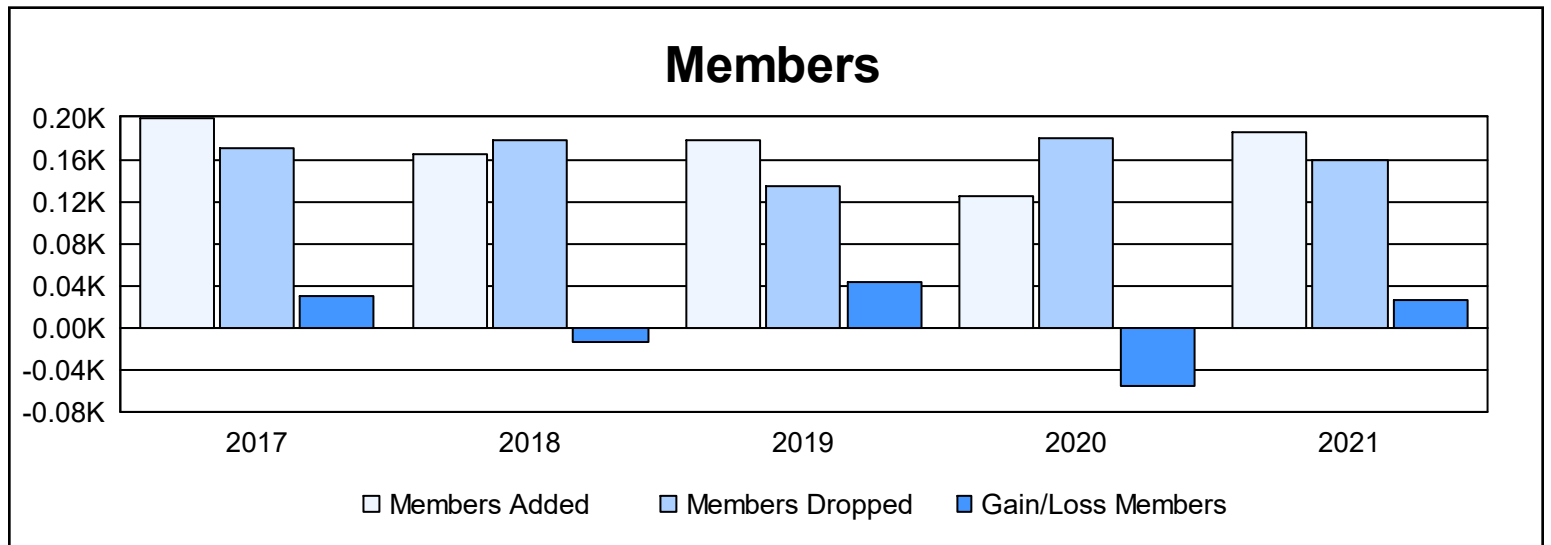
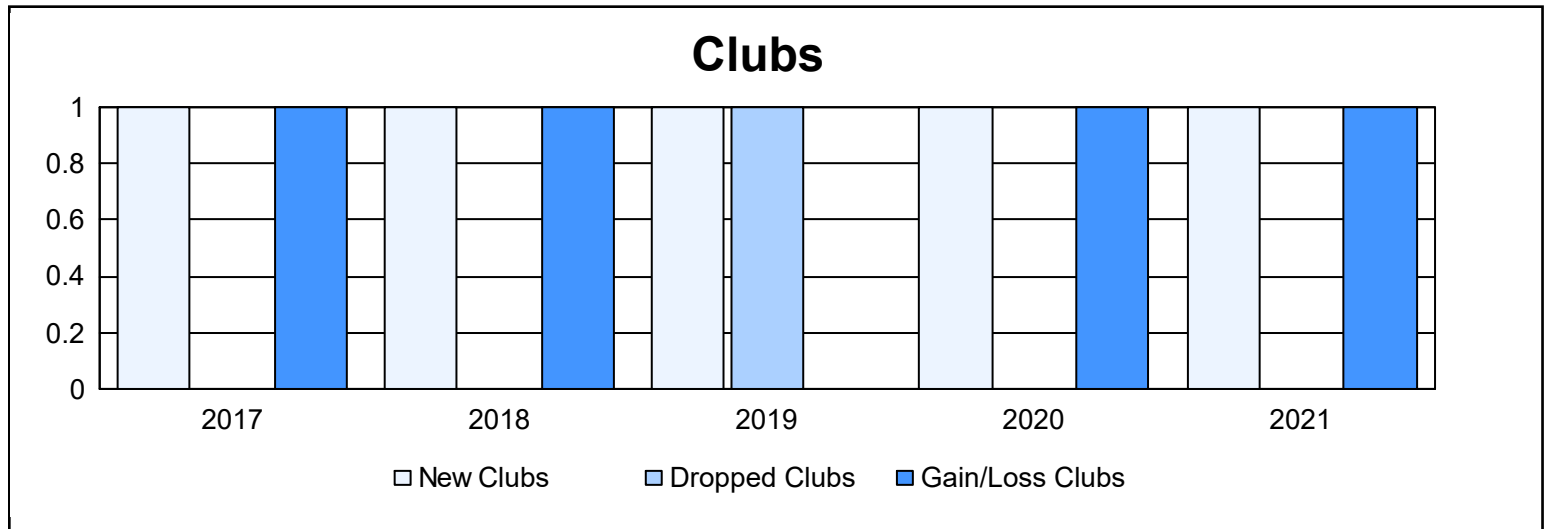
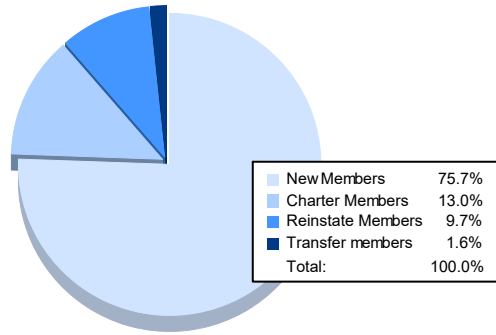


| Year | New Clubs | Dropped Clubs | Gain/ Loss Clubs | New Members | Charter Members | Reinstate Members | Transfer Members | Total Member Added | Total Members Dropped | Gain/ Loss Members |
|----------------|-----------|---------------|------------------|-------------|-----------------|-------------------|------------------|--------------------|-----------------------|--------------------|
| 2016-2017 | 1 | 0 | 1 | 151 | 31 | 16 | 1 | 199 | 170 | 29 |
| 2017-2018 | 1 | 0 | 1 | 128 | 27 | 8 | 2 | 165 | 179 | -14 |
| 2018-2019 | 1 | 1 | 0 | 137 | 31 | 10 | 0 | 178 | 134 | 44 |
| 2019-2020 | 1 | 0 | 1 | 97 | 20 | 5 | 3 | 125 | 180 | -55 |
| 2020-2021 | 1 | 0 | 1 | 140 | 24 | 18 | 3 | 185 | 159 | 26 |
| Average | 1 | 0 | 1 | 131 | 27 | 11 | 2 | 170 | 164 | 6 |



Membership Composition June 2021 Cumulative



Gender Composition June 2021 Cumulative

