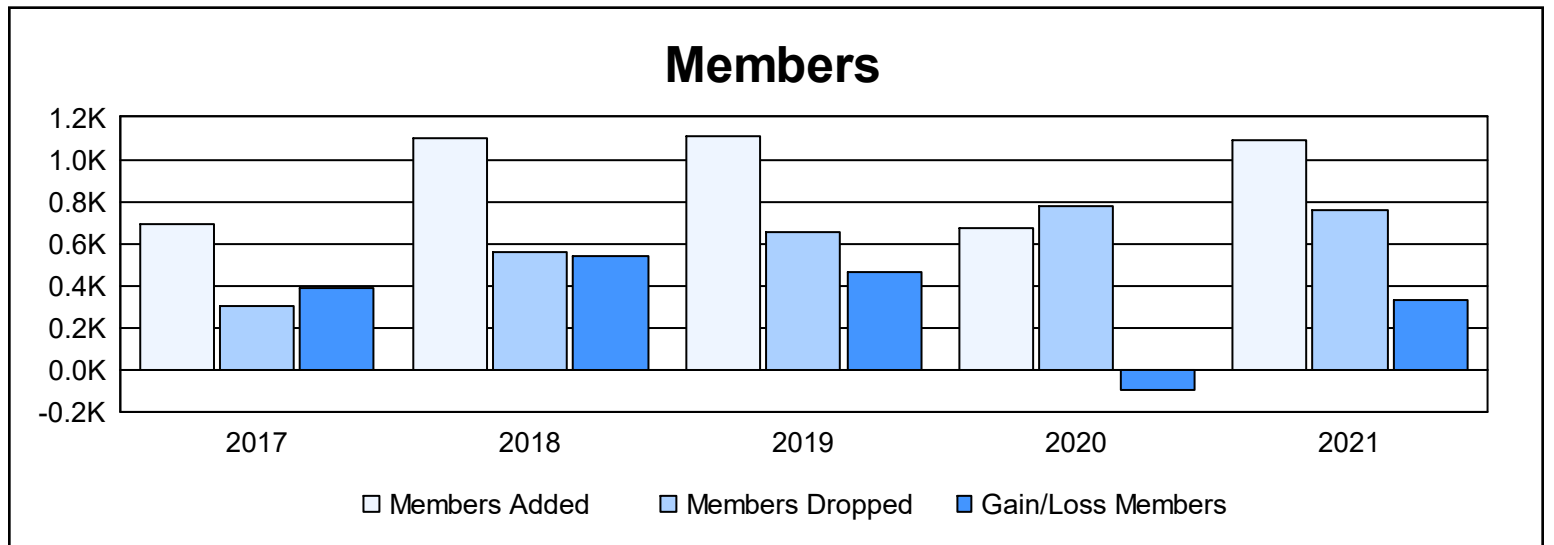
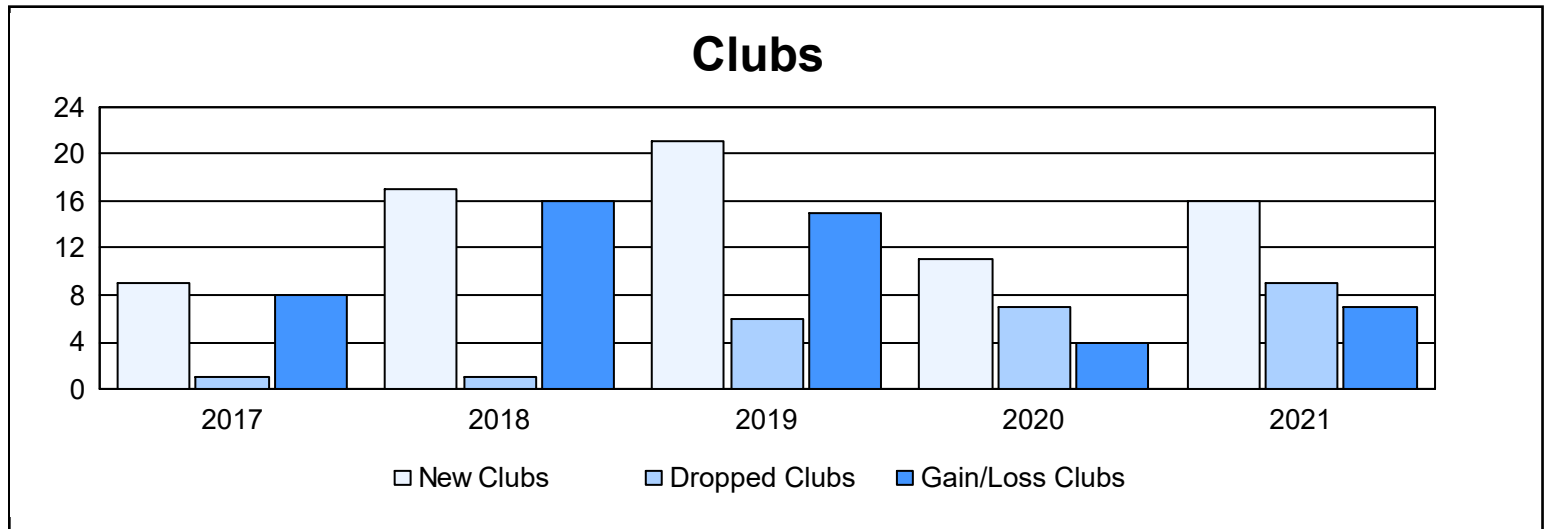
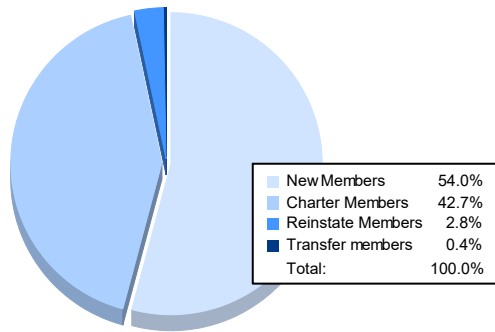


Year	New Clubs	Dropped Clubs	Gain/ Loss Clubs	New Members	Charter Members	Reinstate Members	Transfer Members	Total Member Added	Total Members Dropped	Gain/ Loss Members
2016-2017	9	1	8	441	232	19	2	694	304	390
2017-2018	17	1	16	566	488	33	12	1,099	563	536
2018-2019	21	6	15	430	631	45	4	1,110	649	461
2019-2020	11	7	4	320	305	40	9	674	774	-100
2020-2021	16	9	7	588	465	31	4	1,088	754	334
<b>Average</b>	<b>15</b>	<b>5</b>	<b>10</b>	<b>469</b>	<b>424</b>	<b>34</b>	<b>6</b>	<b>933</b>	<b>609</b>	<b>324</b>



### Membership Composition June 2021 Cumulative



### Gender Composition June 2021 Cumulative

