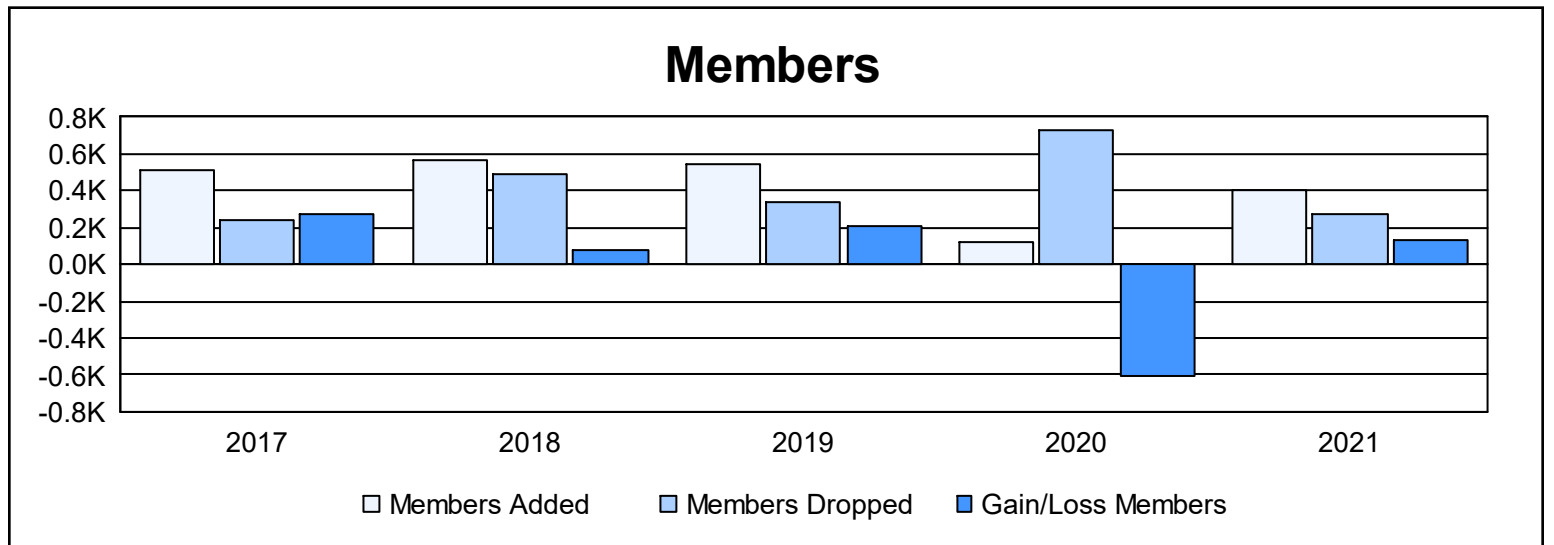
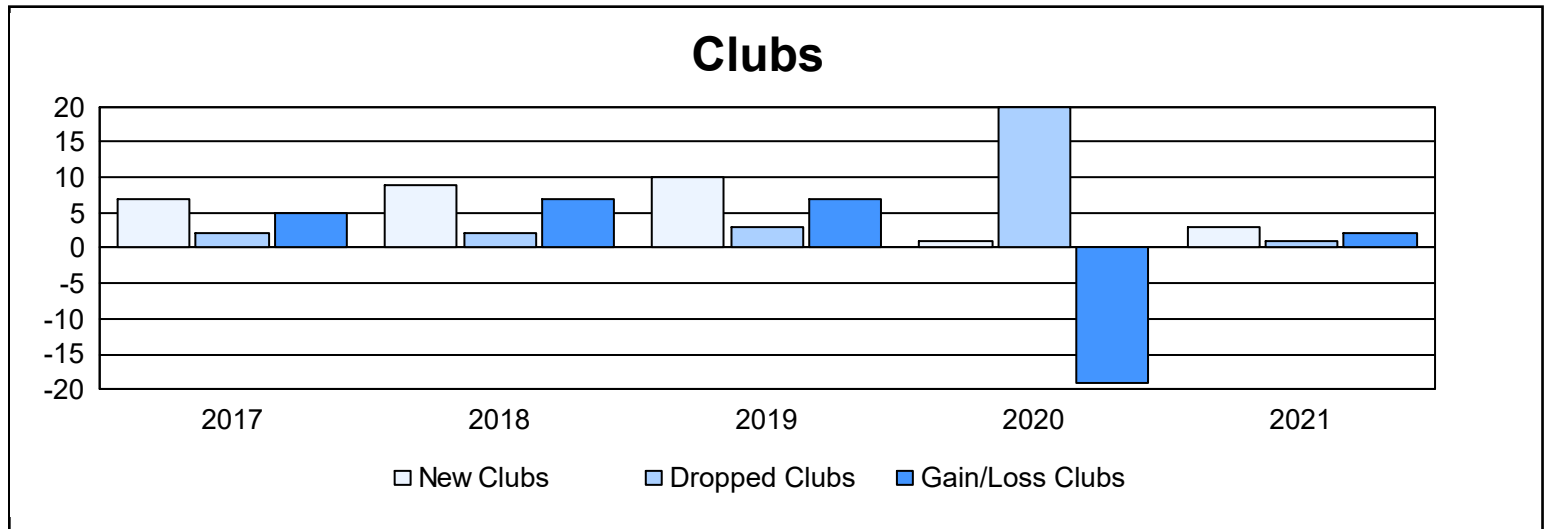
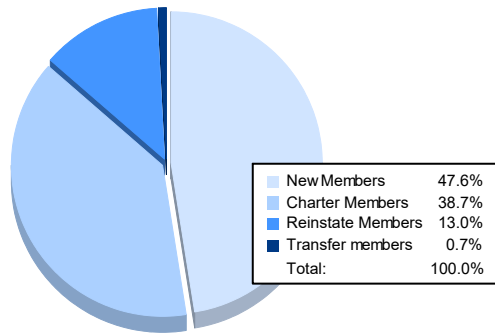


Year	New Clubs	Dropped Clubs	Gain/ Loss Clubs	New Members	Charter Members	Reinstate Members	Transfer Members	Total Member Added	Total Members Dropped	Gain/ Loss Members
2016-2017	7	2	5	276	215	12	5	508	236	272
2017-2018	9	2	7	235	203	124	7	569	490	79
2018-2019	10	3	7	231	274	34	1	540	336	204
2019-2020	1	20	-19	66	38	11	3	118	727	-609
2020-2021	3	1	2	191	155	52	3	401	269	132
<b>Average</b>	<b>6</b>	<b>6</b>	<b>0</b>	<b>200</b>	<b>177</b>	<b>47</b>	<b>4</b>	<b>427</b>	<b>412</b>	<b>16</b>



### Membership Composition June 2021 Cumulative



### Gender Composition June 2021 Cumulative

