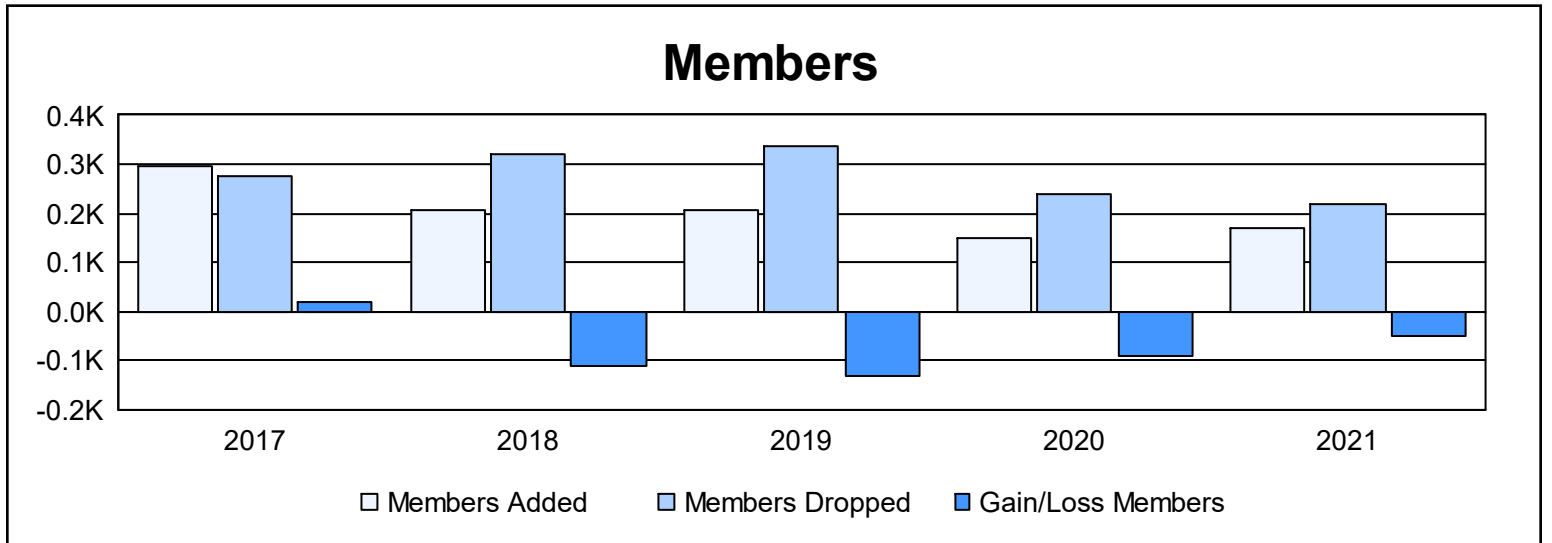
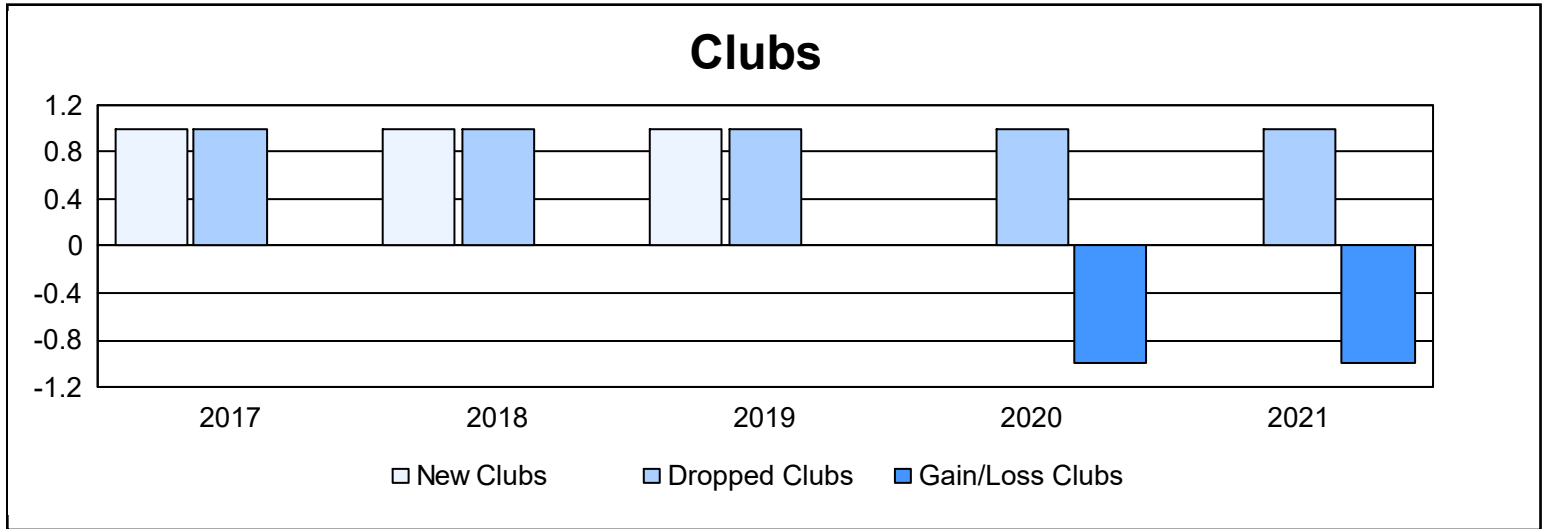
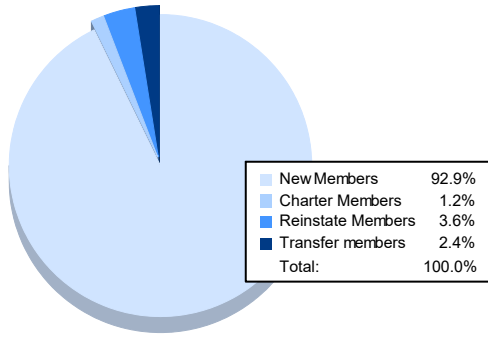


| Year           | New Clubs | Dropped Clubs | Gain/ Loss Clubs | New Members | Charter Members | Reinstate Members | Transfer Members | Total Member Added | Total Members Dropped | Gain/ Loss Members |
|----------------|-----------|---------------|------------------|-------------|-----------------|-------------------|------------------|--------------------|-----------------------|--------------------|
| 2016-2017      | 1         | 1             | 0                | 251         | 23              | 12                | 9                | 295                | 274                   | 21                 |
| 2017-2018      | 1         | 1             | 0                | 169         | 21              | 12                | 6                | 208                | 321                   | -113               |
| 2018-2019      | 1         | 1             | 0                | 158         | 24              | 14                | 10               | 206                | 338                   | -132               |
| 2019-2020      | 0         | 1             | -1               | 134         | 3               | 6                 | 6                | 149                | 239                   | -90                |
| 2020-2021      | 0         | 1             | -1               | 157         | 2               | 6                 | 4                | 169                | 219                   | -50                |
| <b>Average</b> | <b>1</b>  | <b>1</b>      | <b>0</b>         | <b>174</b>  | <b>15</b>       | <b>10</b>         | <b>7</b>         | <b>205</b>         | <b>278</b>            | <b>-73</b>         |



### Membership Composition June 2021 Cumulative



### Gender Composition June 2021 Cumulative

