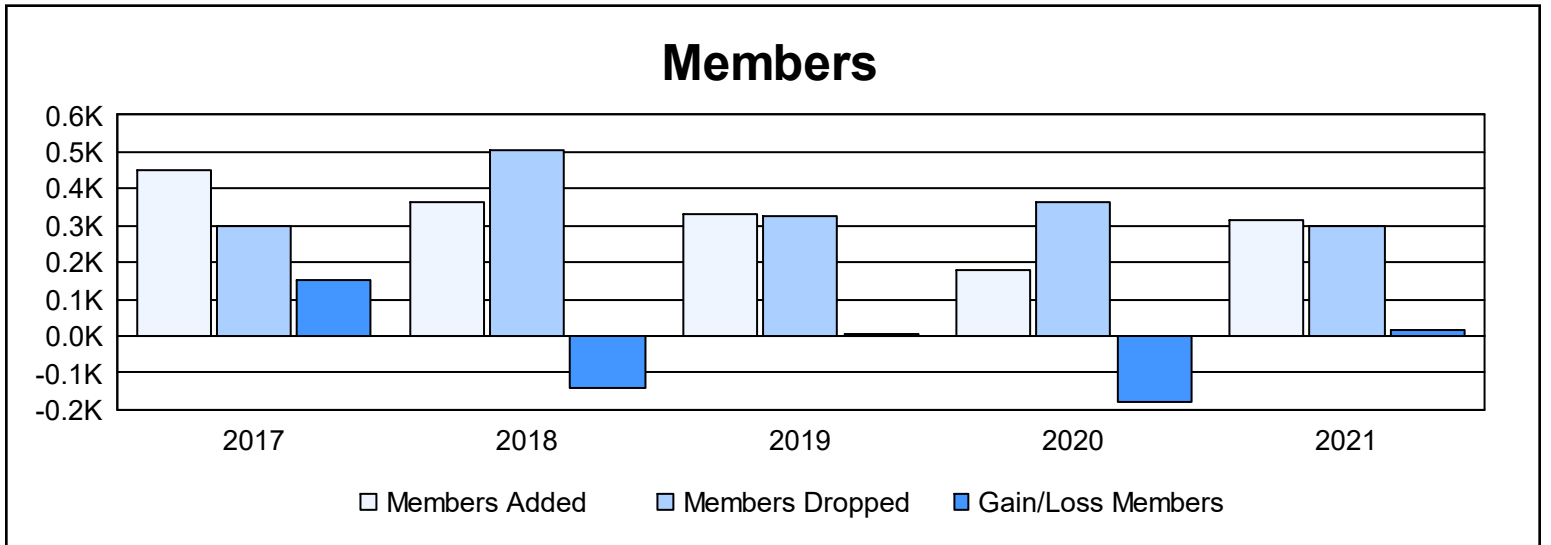
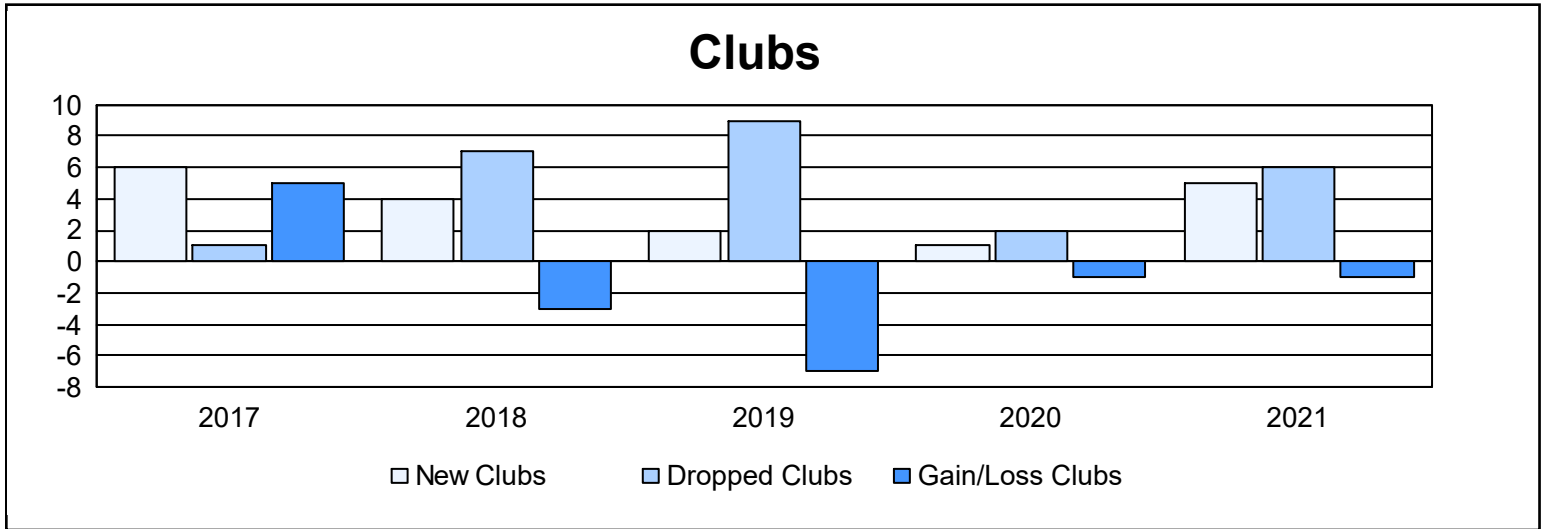
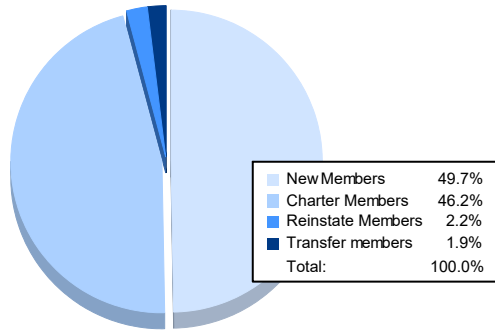


Year	New Clubs	Dropped Clubs	Gain/ Loss Clubs	New Members	Charter Members	Reinstate Members	Transfer Members	Total Member Added	Total Members Dropped	Gain/ Loss Members
2016-2017	6	1	5	264	156	22	9	451	300	151
2017-2018	4	7	-3	208	129	18	10	365	507	-142
2018-2019	2	9	-7	230	76	12	11	329	324	5
2019-2020	1	2	-1	140	26	7	8	181	362	-181
2020-2021	5	6	-1	156	145	7	6	314	296	18
<b>Average</b>	<b>4</b>	<b>5</b>	<b>-1</b>	<b>200</b>	<b>106</b>	<b>13</b>	<b>9</b>	<b>328</b>	<b>358</b>	<b>-30</b>



### Membership Composition June 2021 Cumulative



### Gender Composition June 2021 Cumulative

