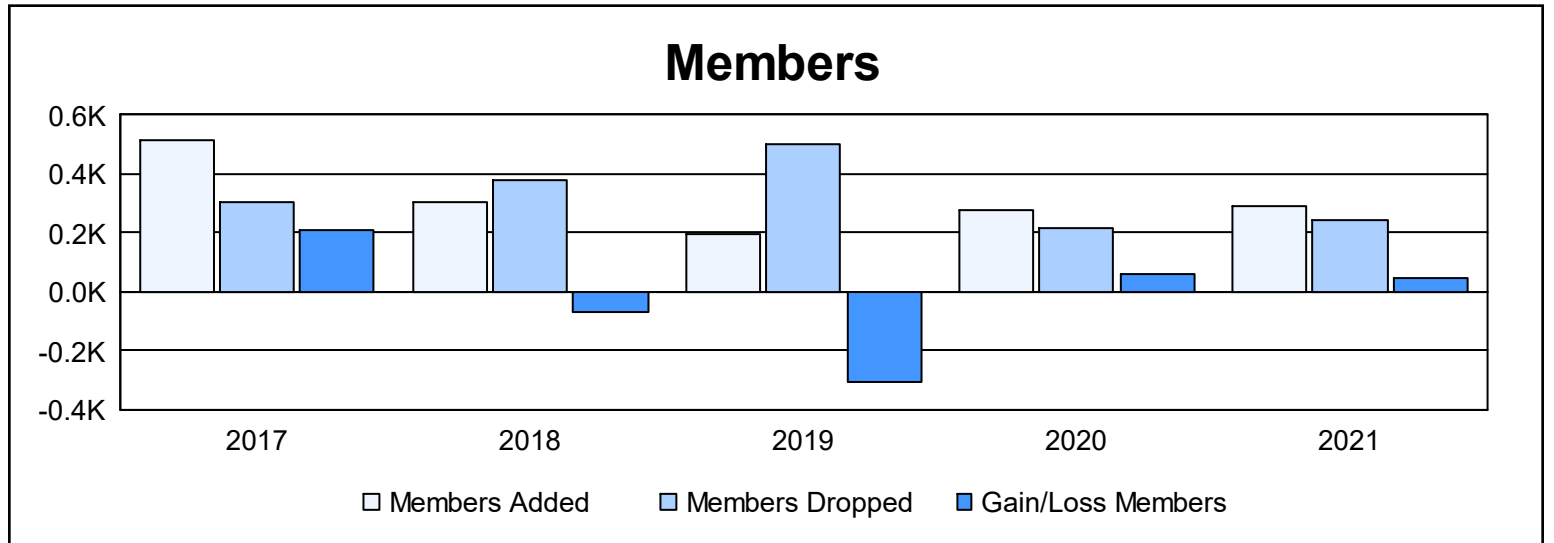
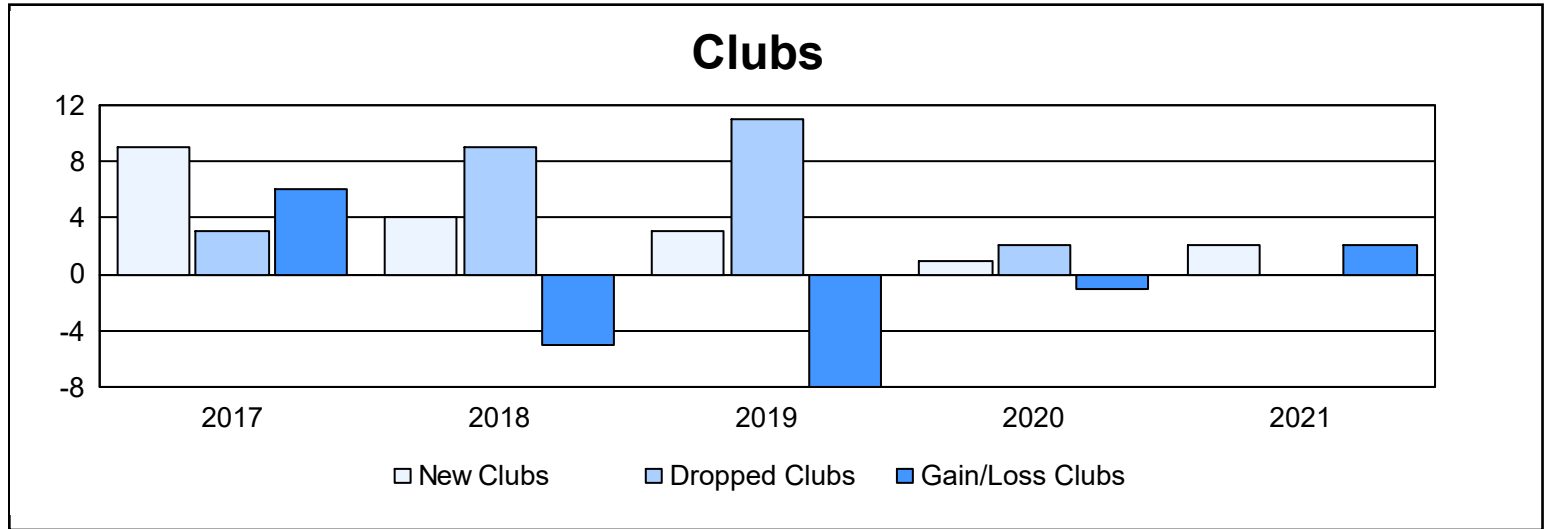
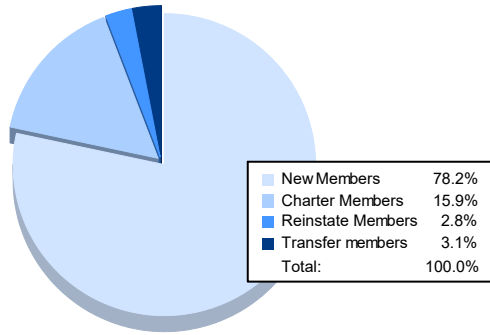


Year	New Clubs	Dropped Clubs	Gain/ Loss Clubs	New Members	Charter Members	Reinstate Members	Transfer Members	Total Member Added	Total Members Dropped	Gain/ Loss Members
2016-2017	9	3	6	260	242	7	4	513	305	208
2017-2018	4	9	-5	199	97	10	0	306	377	-71
2018-2019	3	11	-8	89	91	11	3	194	502	-308
2019-2020	1	2	-1	192	68	15	2	277	218	59
2020-2021	2	0	2	226	46	8	9	289	241	48
<b>Average</b>	<b>4</b>	<b>5</b>	<b>-1</b>	<b>193</b>	<b>109</b>	<b>10</b>	<b>4</b>	<b>316</b>	<b>329</b>	<b>-13</b>



### Membership Composition June 2021 Cumulative



### Gender Composition June 2021 Cumulative

