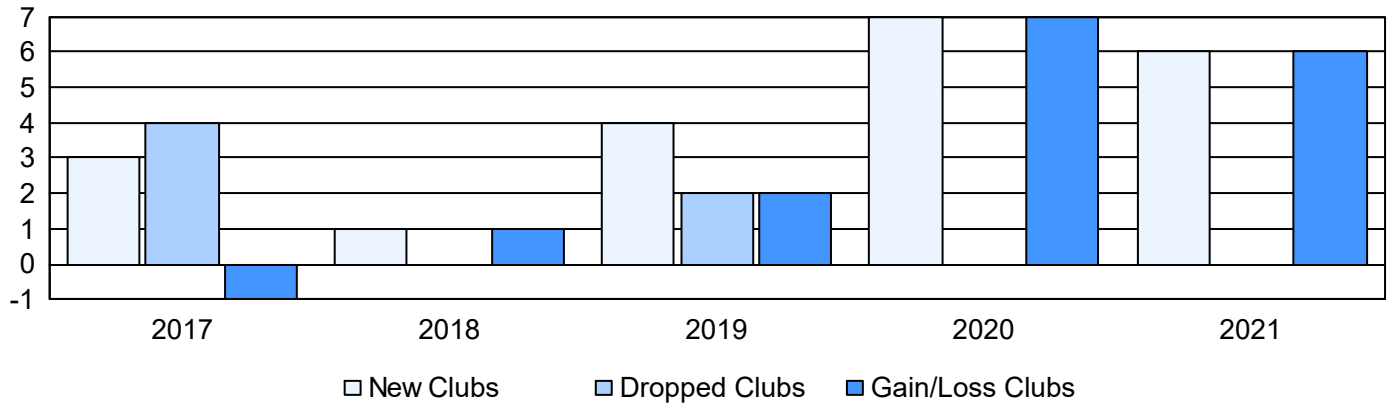
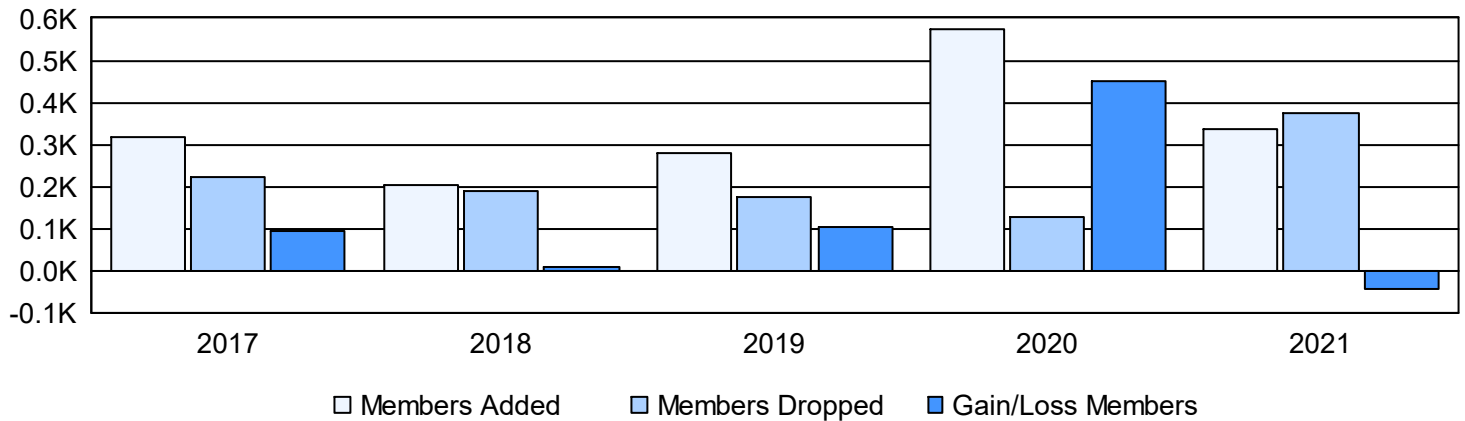


| Year           | New Clubs | Dropped Clubs | Gain/ Loss Clubs | New Members | Charter Members | Reinstate Members | Transfer Members | Total Member Added | Total Members Dropped | Gain/ Loss Members |
|----------------|-----------|---------------|------------------|-------------|-----------------|-------------------|------------------|--------------------|-----------------------|--------------------|
| 2016-2017      | 3         | 4             | -1               | 241         | 68              | 7                 | 0                | 316                | 222                   | 94                 |
| 2017-2018      | 1         | 0             | 1                | 162         | 25              | 13                | 1                | 201                | 191                   | 10                 |
| 2018-2019      | 4         | 2             | 2                | 180         | 96              | 3                 | 0                | 279                | 175                   | 104                |
| 2019-2020      | 7         | 0             | 7                | 336         | 221             | 17                | 1                | 575                | 125                   | 450                |
| 2020-2021      | 6         | 0             | 6                | 165         | 162             | 7                 | 0                | 334                | 376                   | -42                |
| <b>Average</b> | <b>4</b>  | <b>1</b>      | <b>3</b>         | <b>217</b>  | <b>114</b>      | <b>9</b>          | <b>0</b>         | <b>341</b>         | <b>218</b>            | <b>123</b>         |

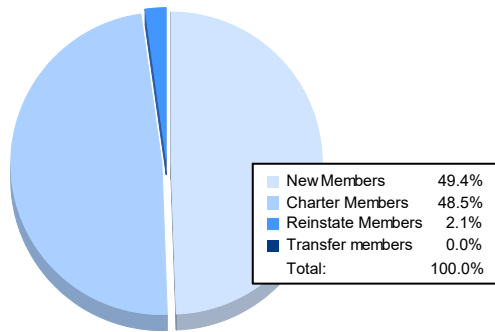
### Clubs



### Members



### Membership Composition June 2021 Cumulative



### Gender Composition June 2021 Cumulative

