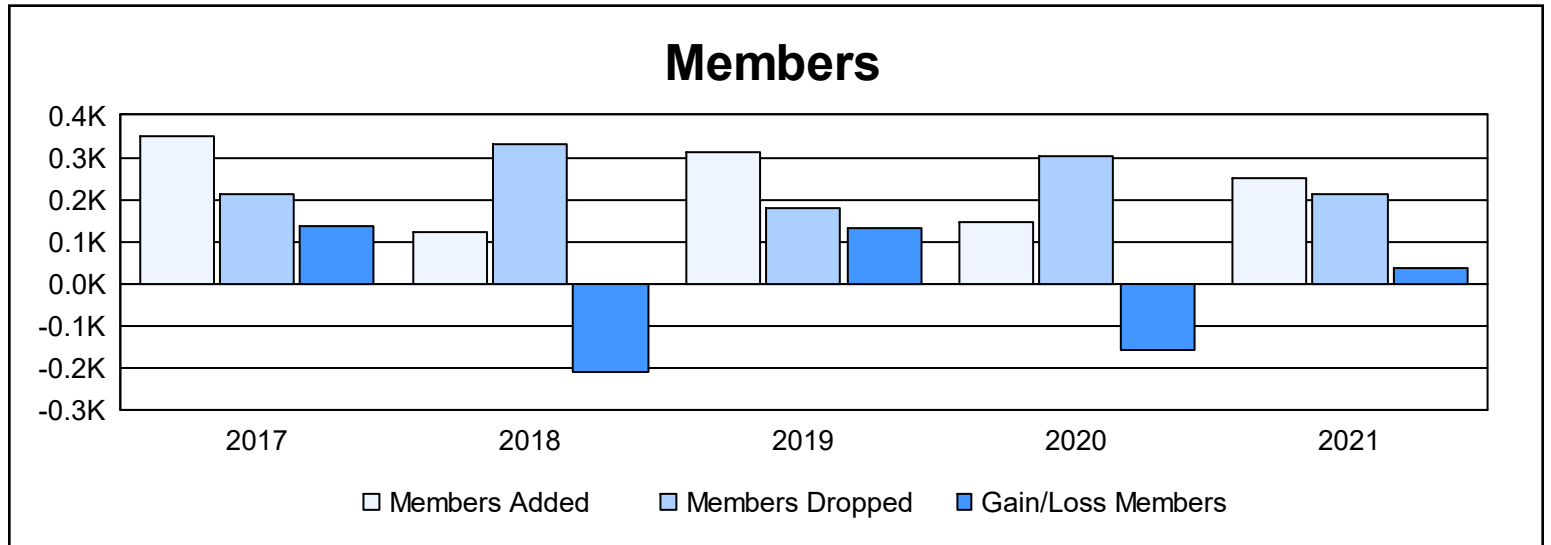
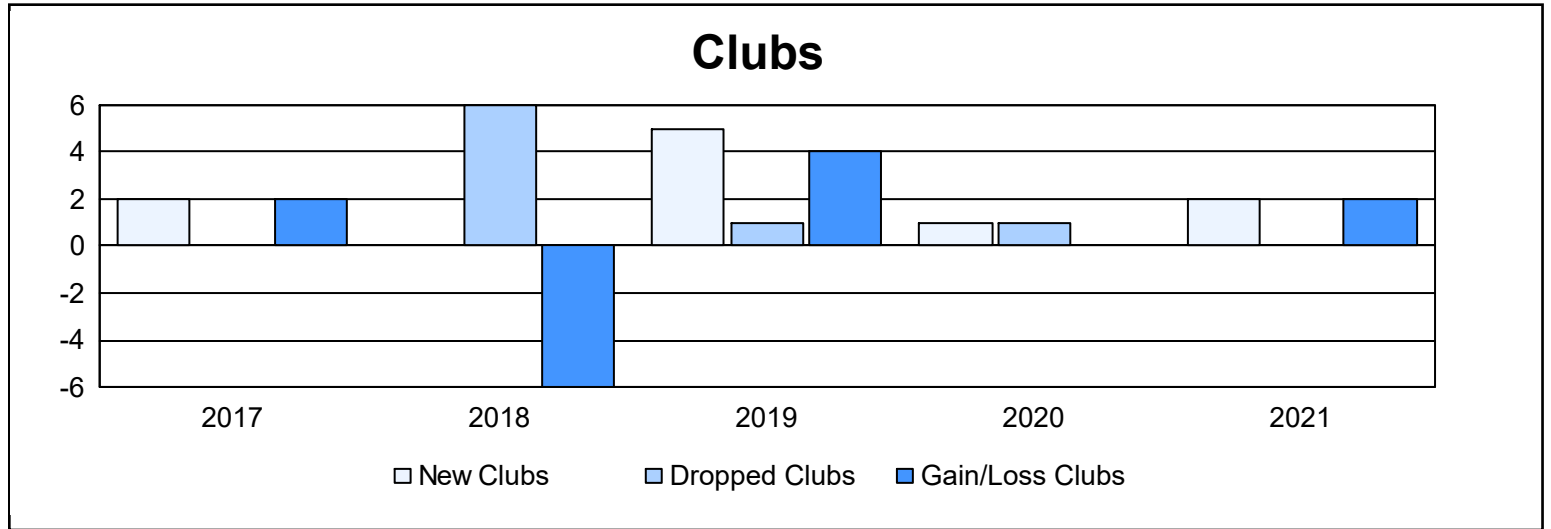
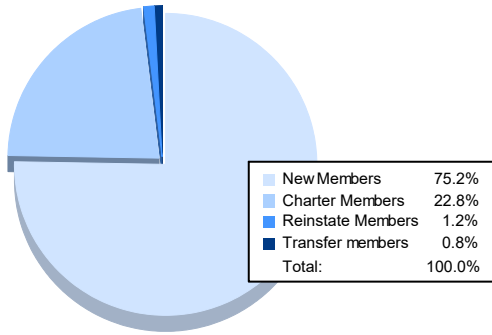


| Year           | New Clubs | Dropped Clubs | Gain/ Loss Clubs | New Members | Charter Members | Reinstate Members | Transfer Members | Total Member Added | Total Members Dropped | Gain/ Loss Members |
|----------------|-----------|---------------|------------------|-------------|-----------------|-------------------|------------------|--------------------|-----------------------|--------------------|
| 2016-2017      | 2         | 0             | 2                | 225         | 70              | 50                | 3                | 348                | 212                   | 136                |
| 2017-2018      | 0         | 6             | -6               | 108         | 2               | 2                 | 9                | 121                | 330                   | -209               |
| 2018-2019      | 5         | 1             | 4                | 157         | 150             | 1                 | 3                | 311                | 178                   | 133                |
| 2019-2020      | 1         | 1             | 0                | 102         | 26              | 9                 | 9                | 146                | 302                   | -156               |
| 2020-2021      | 2         | 0             | 2                | 188         | 57              | 3                 | 2                | 250                | 214                   | 36                 |
| <b>Average</b> | <b>2</b>  | <b>2</b>      | <b>0</b>         | <b>156</b>  | <b>61</b>       | <b>13</b>         | <b>5</b>         | <b>235</b>         | <b>247</b>            | <b>-12</b>         |



### Membership Composition June 2021 Cumulative



### Gender Composition June 2021 Cumulative

