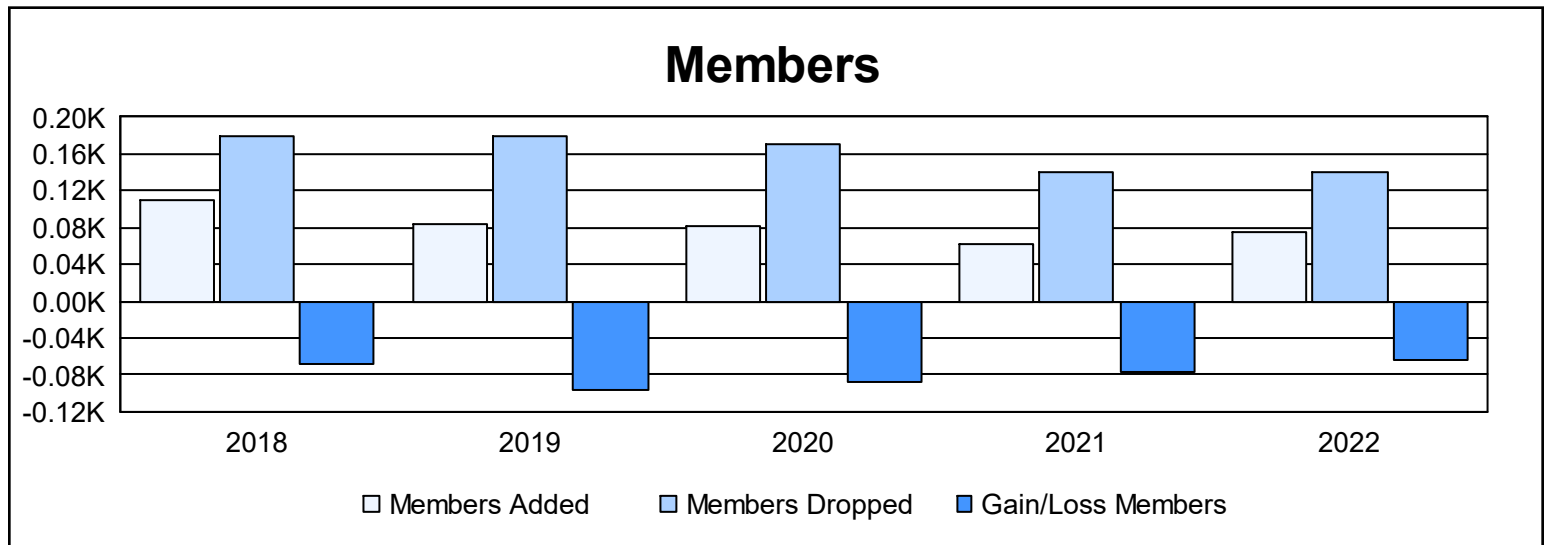
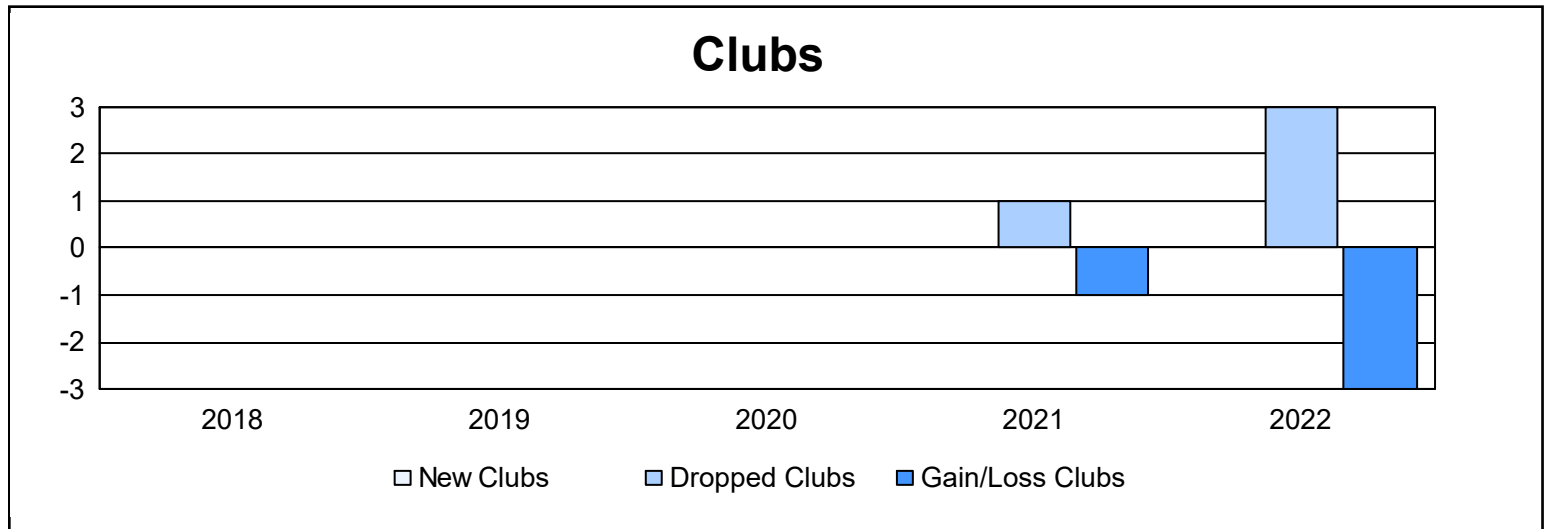
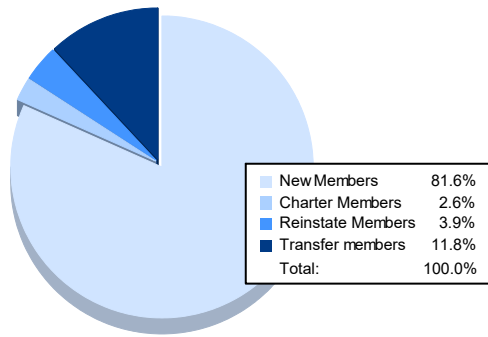


| Year | New Clubs | Dropped Clubs | Gain/ Loss Clubs | New Members | Charter Members | Reinstate Members | Transfer Members | Total Member Added | Total Members Dropped | Gain/ Loss Members |
|----------------|-----------|---------------|------------------|-------------|-----------------|-------------------|------------------|--------------------|-----------------------|--------------------|
| 2017-2018 | 0 | 0 | 0 | 97 | 2 | 1 | 10 | 110 | 179 | -69 |
| 2018-2019 | 0 | 0 | 0 | 71 | 2 | 3 | 7 | 83 | 180 | -97 |
| 2019-2020 | 0 | 0 | 0 | 74 | 2 | 1 | 5 | 82 | 170 | -88 |
| 2020-2021 | 0 | 1 | -1 | 38 | 1 | 2 | 22 | 63 | 140 | -77 |
| 2021-2022 | 0 | 3 | -3 | 62 | 2 | 3 | 9 | 76 | 140 | -64 |
| Average | 0 | 1 | -1 | 68 | 2 | 2 | 11 | 83 | 162 | -79 |



Membership Composition June 2022 Cumulative



Gender Composition June 2022 Cumulative

