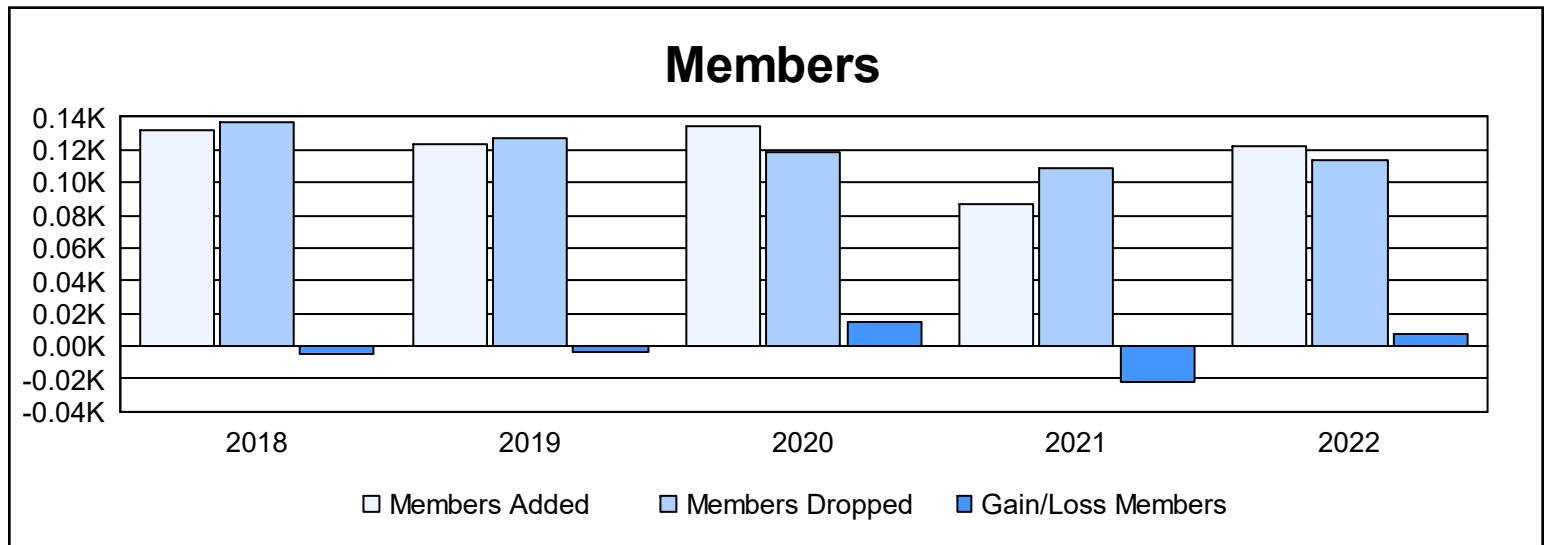
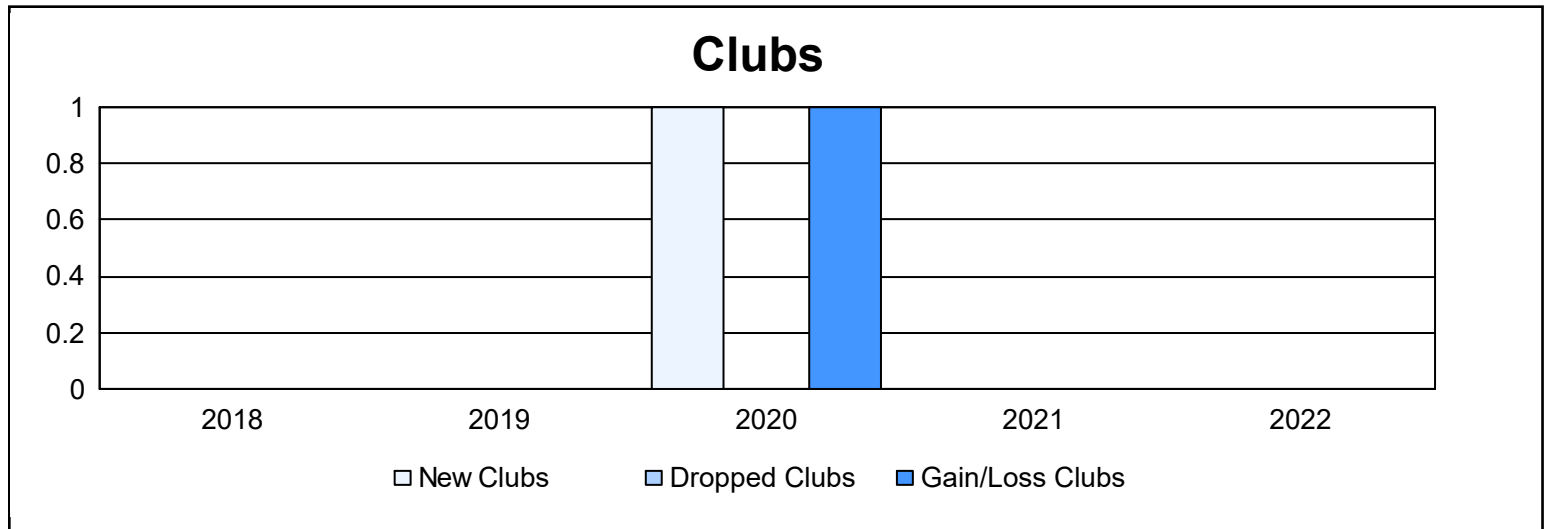
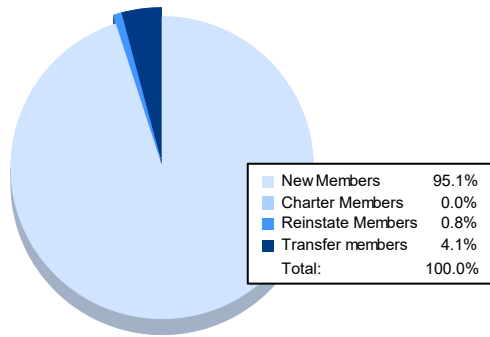


Year	New Clubs	Dropped Clubs	Gain/Loss Clubs	New Members	Charter Members	Reinstate Members	Transfer Members	Total Member Added	Total Members Dropped	Gain/Loss Members
2017-2018	0	0	0	122	0	6	4	132	137	-5
2018-2019	0	0	0	104	0	9	11	124	127	-3
2019-2020	1	0	1	92	30	4	8	134	119	15
2020-2021	0	0	0	81	0	0	6	87	109	-22
2021-2022	0	0	0	116	0	1	5	122	114	8
<b>Average</b>	<b>0</b>	<b>0</b>	<b>0</b>	<b>103</b>	<b>6</b>	<b>4</b>	<b>7</b>	<b>120</b>	<b>121</b>	<b>-1</b>



### Membership Composition June 2022 Cumulative



### Gender Composition June 2022 Cumulative

