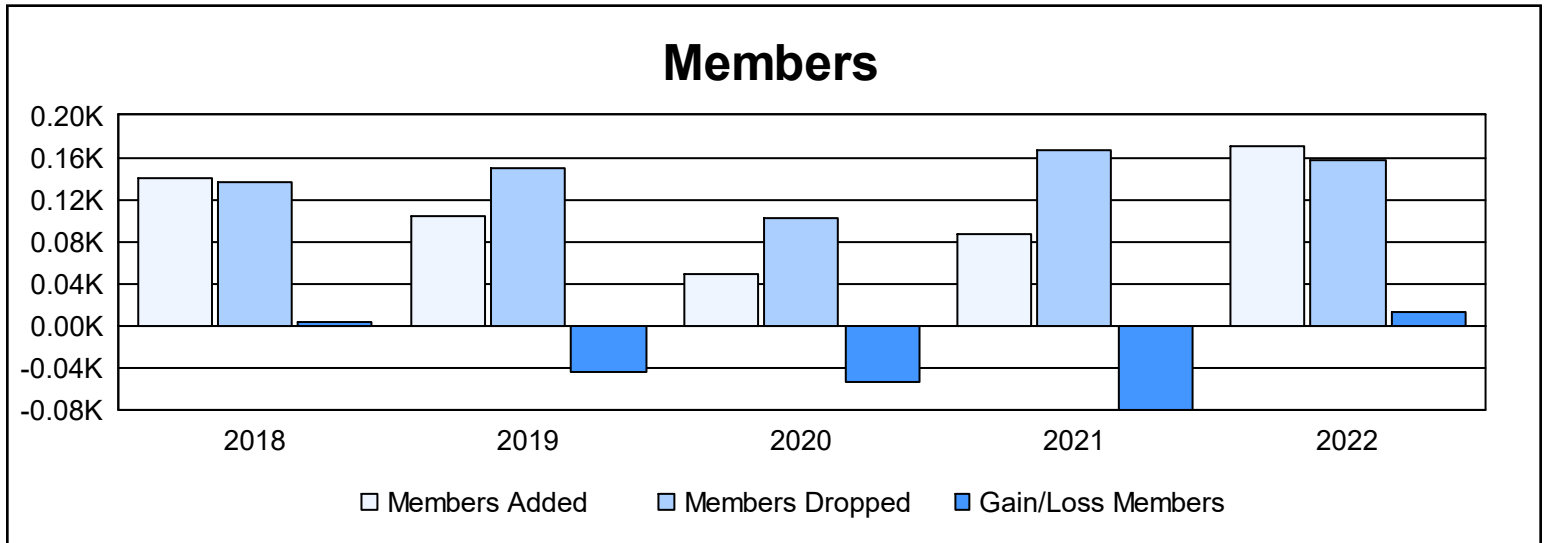
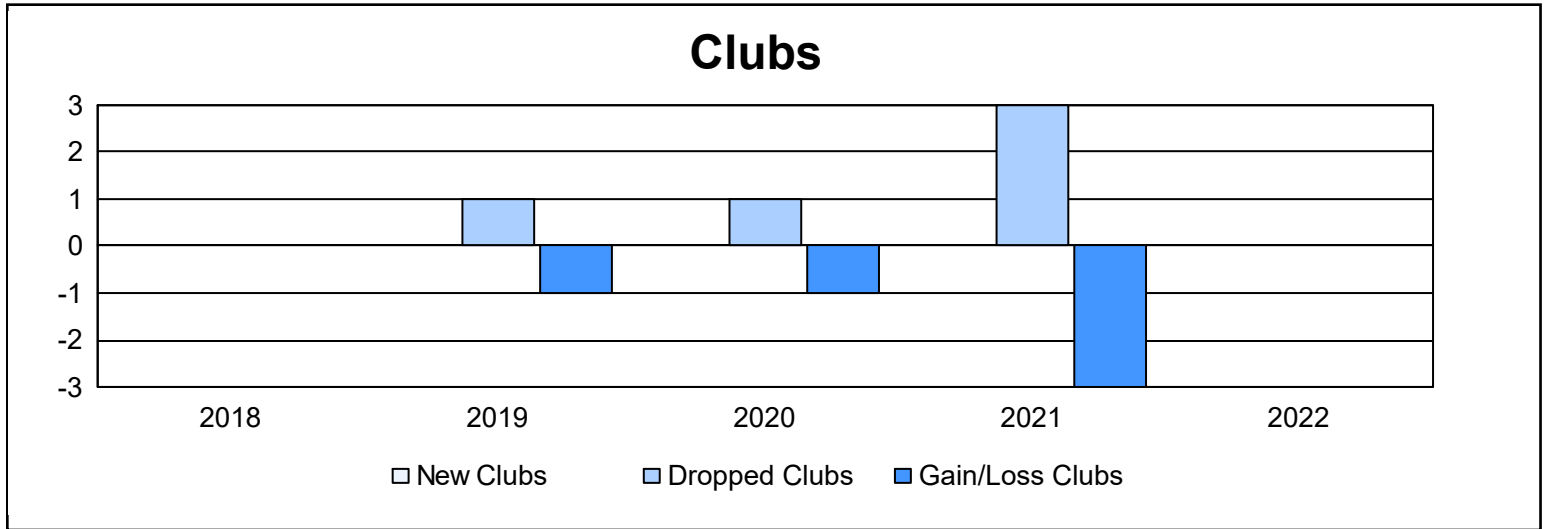
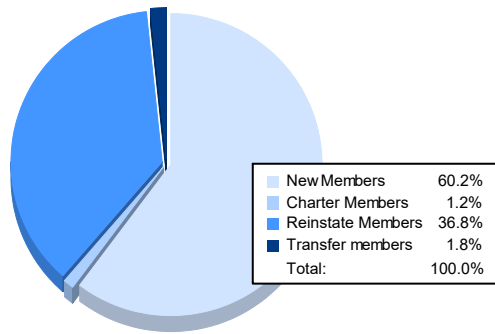


Year	New Clubs	Dropped Clubs	Gain/ Loss Clubs	New Members	Charter Members	Reinstate Members	Transfer Members	Total Member Added	Total Members Dropped	Gain/ Loss Members
2017-2018	0	0	0	125	0	9	6	140	137	3
2018-2019	0	1	-1	81	5	3	15	104	149	-45
2019-2020	0	1	-1	42	0	4	3	49	103	-54
2020-2021	0	3	-3	80	0	5	2	87	167	-80
2021-2022	0	0	0	103	2	63	3	171	158	13
<b>Average</b>	<b>0</b>	<b>1</b>	<b>-1</b>	<b>86</b>	<b>1</b>	<b>17</b>	<b>6</b>	<b>110</b>	<b>143</b>	<b>-33</b>



### Membership Composition June 2022 Cumulative



### Gender Composition June 2022 Cumulative

