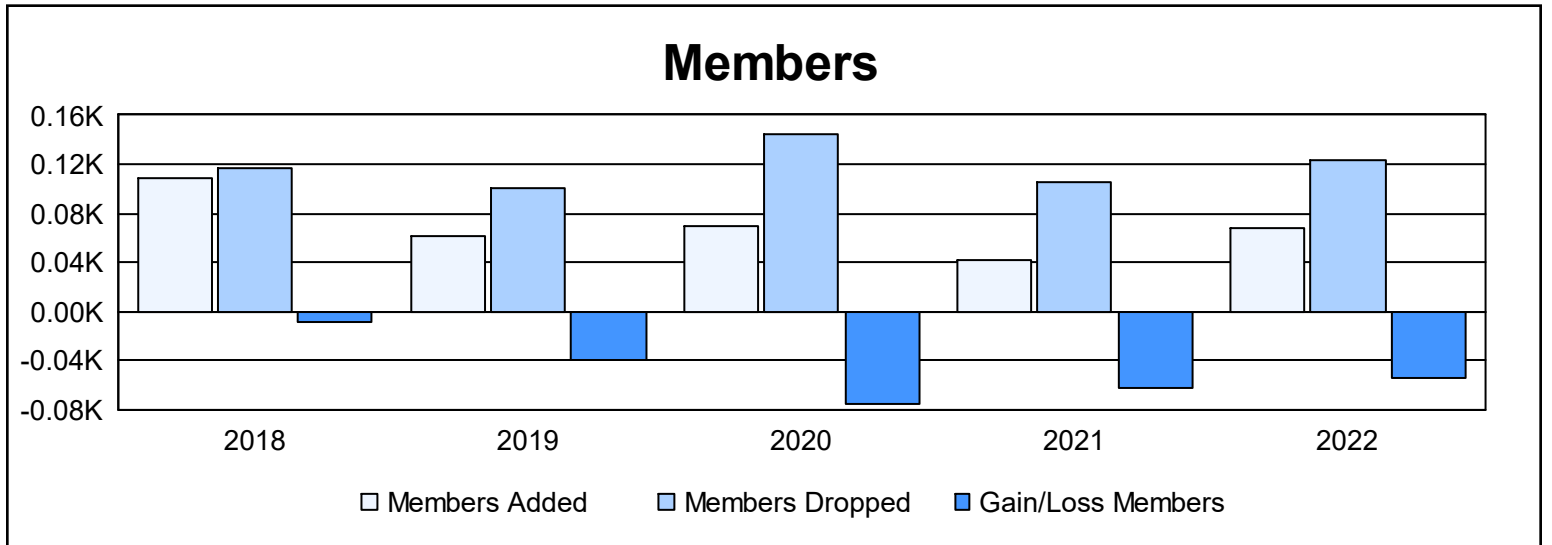
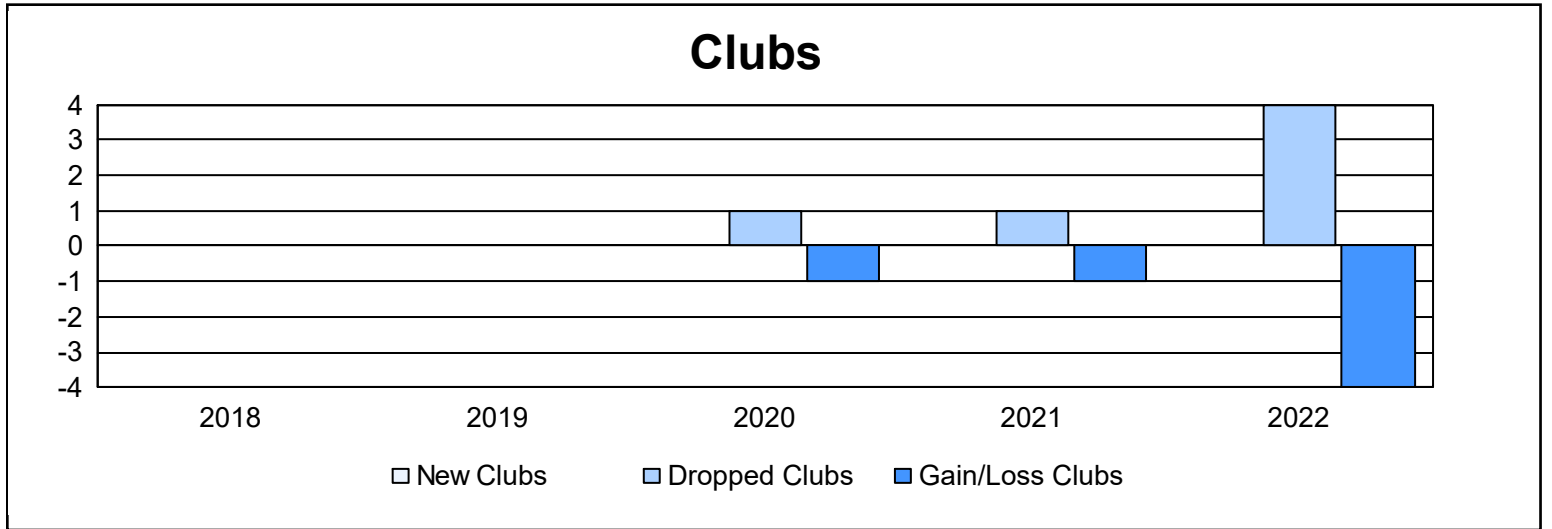
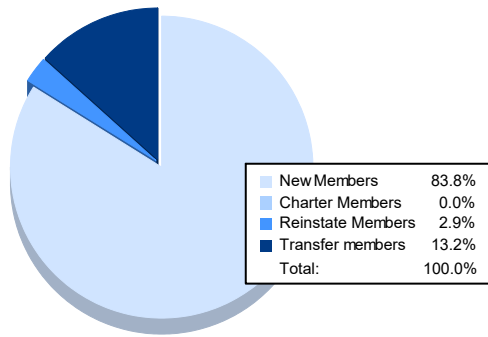


Year	New Clubs	Dropped Clubs	Gain/ Loss Clubs	New Members	Charter Members	Reinstate Members	Transfer Members	Total Member Added	Total Members Dropped	Gain/ Loss Members
2017-2018	0	0	0	99	1	5	4	109	117	-8
2018-2019	0	0	0	52	0	4	5	61	101	-40
2019-2020	0	1	-1	50	1	1	17	69	145	-76
2020-2021	0	1	-1	28	0	11	3	42	105	-63
2021-2022	0	4	-4	57	0	2	9	68	123	-55
<b>Average</b>	<b>0</b>	<b>1</b>	<b>-1</b>	<b>57</b>	<b>0</b>	<b>5</b>	<b>8</b>	<b>70</b>	<b>118</b>	<b>-48</b>



### Membership Composition June 2022 Cumulative



### Gender Composition June 2022 Cumulative

