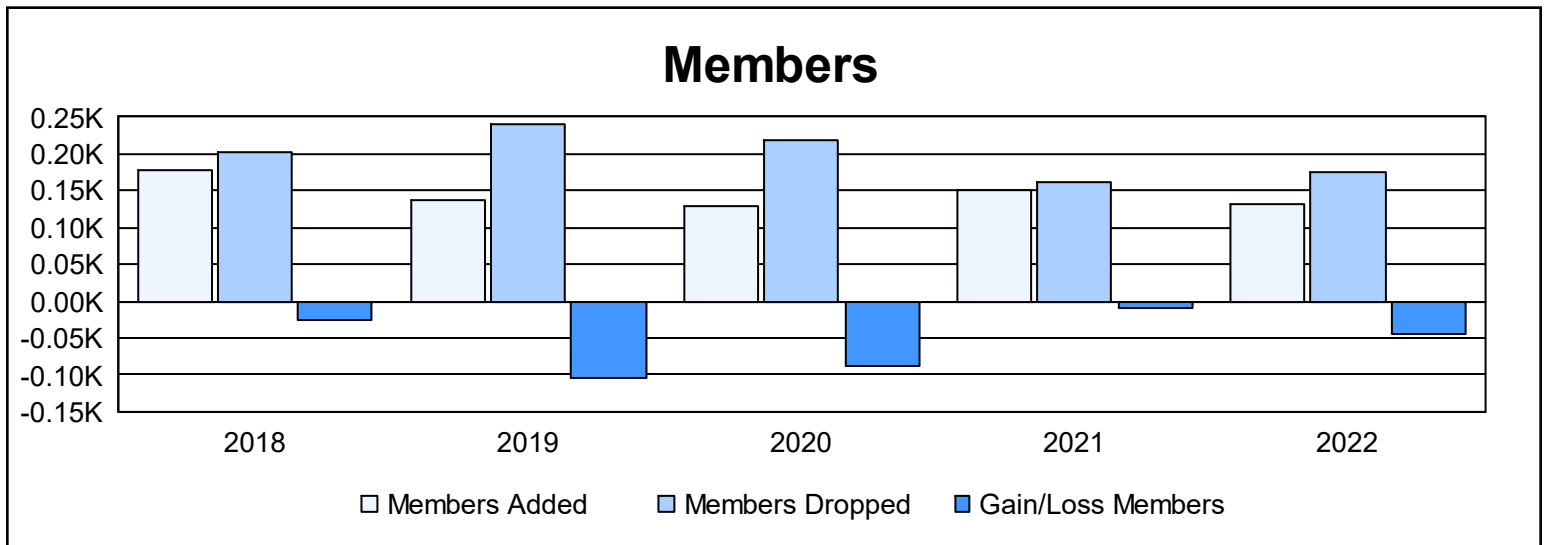
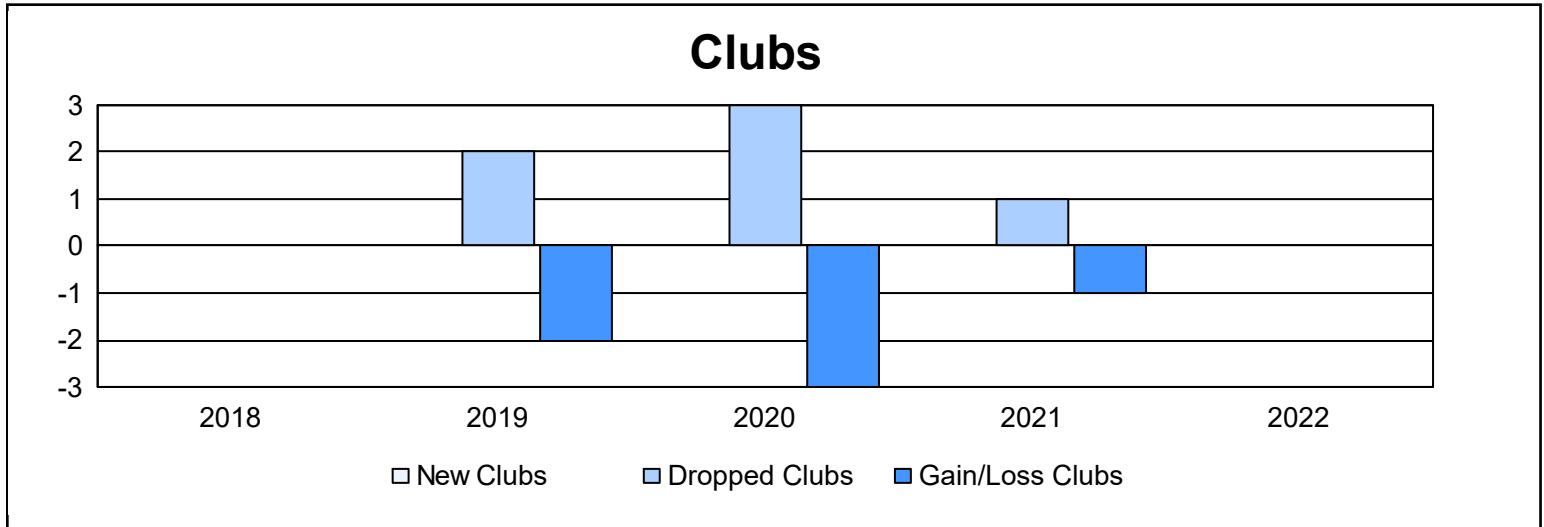
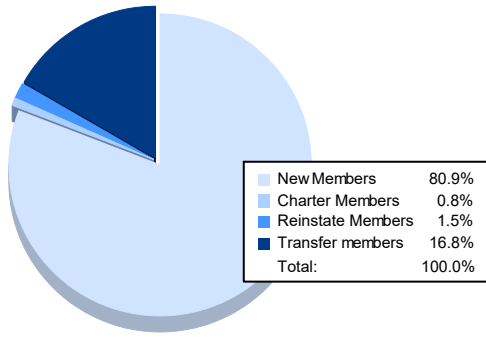


Year	New Clubs	Dropped Clubs	Gain/Loss Clubs	New Members	Charter Members	Reinstate Members	Transfer Members	Total Member Added	Total Members Dropped	Gain/Loss Members
2017-2018	0	0	0	145	5	3	24	177	202	-25
2018-2019	0	2	-2	114	3	6	14	137	241	-104
2019-2020	0	3	-3	102	2	5	20	129	218	-89
2020-2021	0	1	-1	126	1	4	21	152	162	-10
2021-2022	0	0	0	106	1	2	22	131	176	-45
<b>Average</b>	<b>0</b>	<b>1</b>	<b>-1</b>	<b>119</b>	<b>2</b>	<b>4</b>	<b>20</b>	<b>145</b>	<b>200</b>	<b>-55</b>



### Membership Composition June 2022 Cumulative



### Gender Composition June 2022 Cumulative

