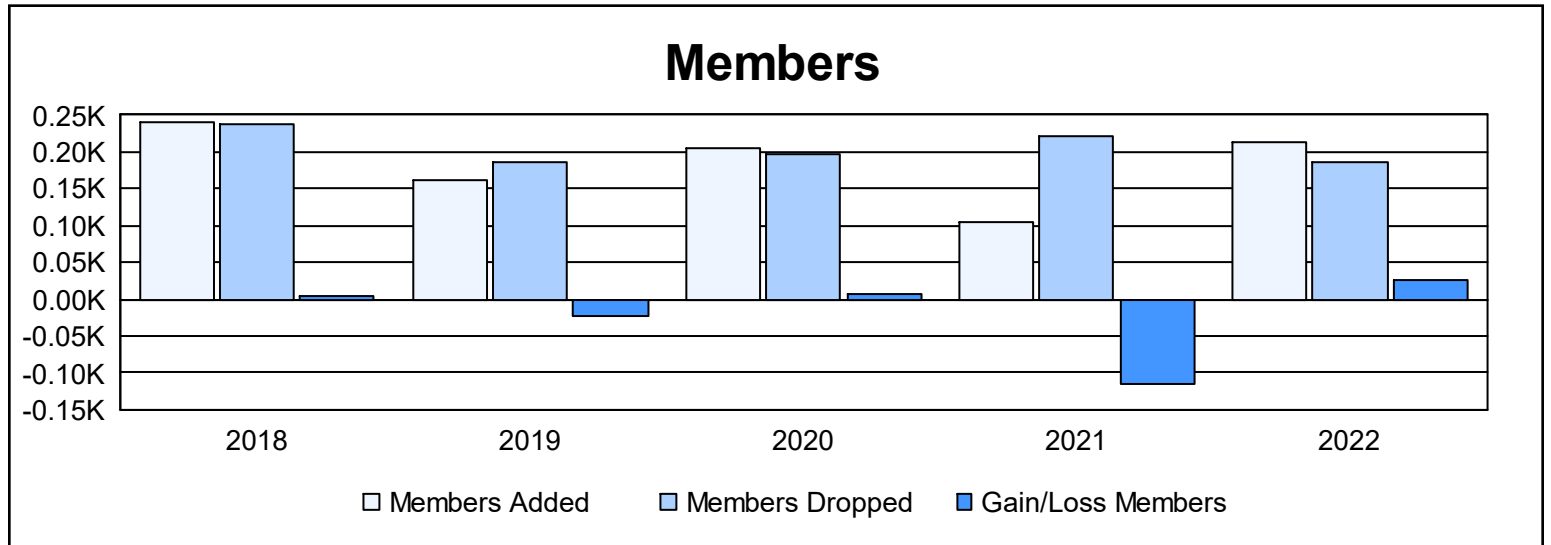
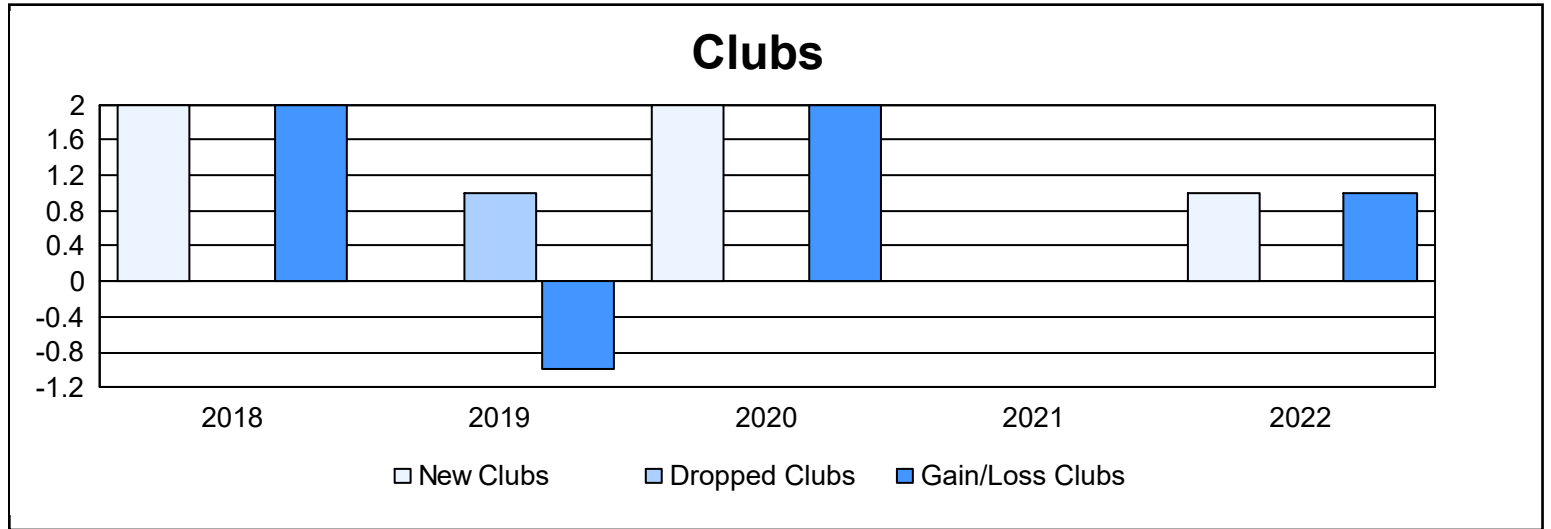
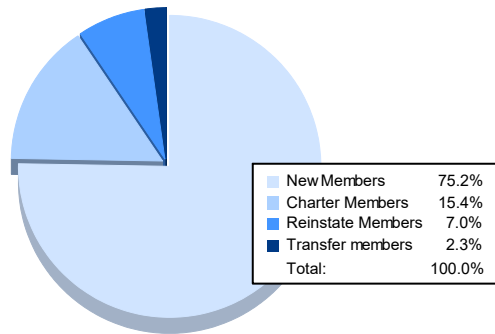


Year	New Clubs	Dropped Clubs	Gain/ Loss Clubs	New Members	Charter Members	Reinstate Members	Transfer Members	Total Member Added	Total Members Dropped	Gain/ Loss Members
2017-2018	2	0	2	163	51	18	8	240	237	3
2018-2019	0	1	-1	143	10	6	3	162	185	-23
2019-2020	2	0	2	134	56	10	5	205	197	8
2020-2021	0	0	0	73	9	18	5	105	221	-116
2021-2022	1	0	1	161	33	15	5	214	187	27
<b>Average</b>	<b>1</b>	<b>0</b>	<b>1</b>	<b>135</b>	<b>32</b>	<b>13</b>	<b>5</b>	<b>185</b>	<b>205</b>	<b>-20</b>



### Membership Composition June 2022 Cumulative



### Gender Composition June 2022 Cumulative

