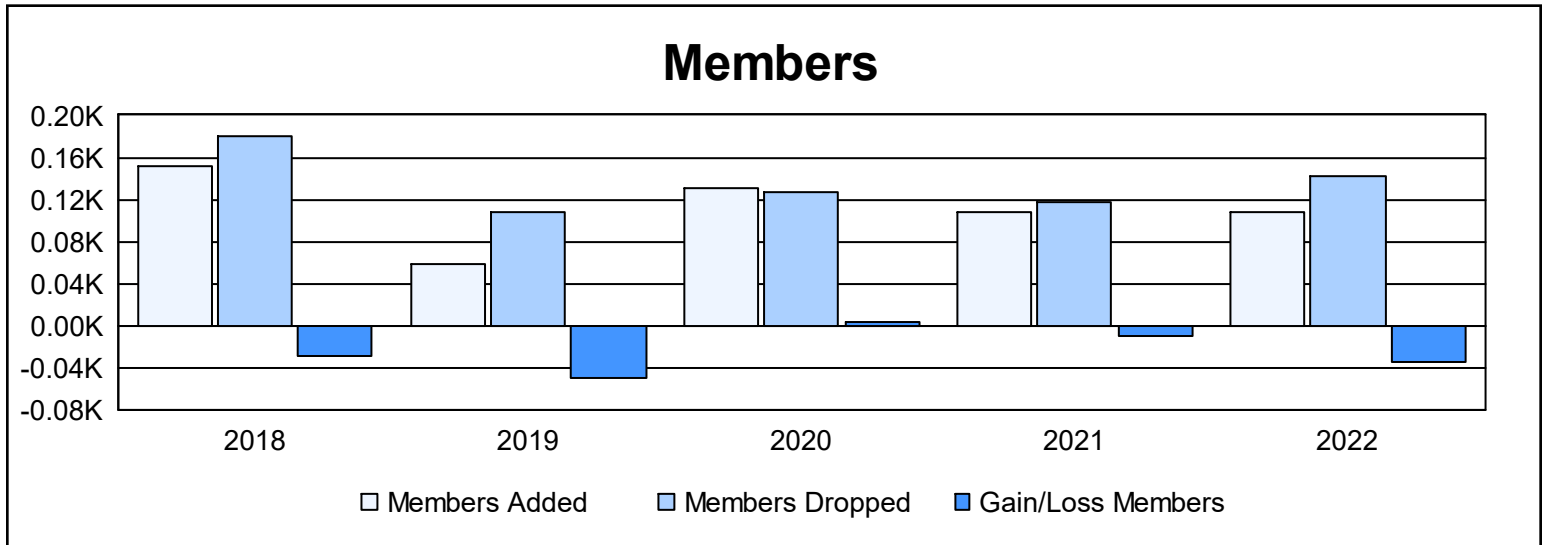
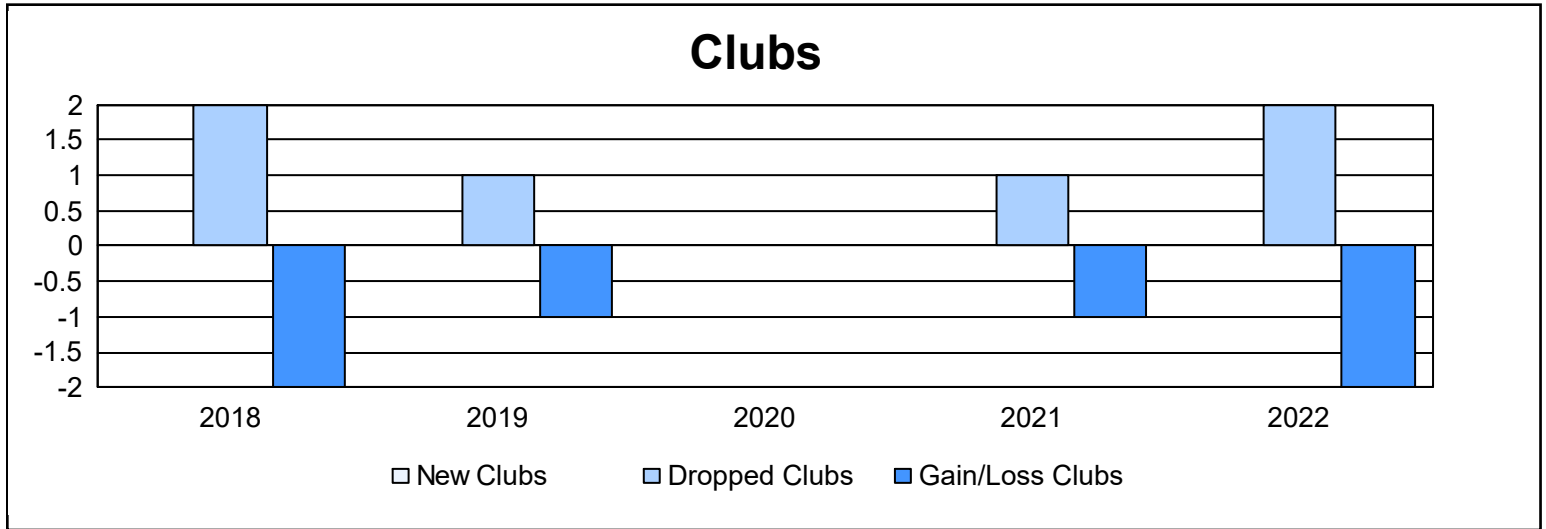
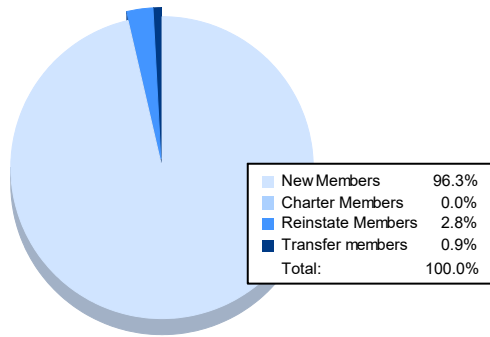


Year	New Clubs	Dropped Clubs	Gain/ Loss Clubs	New Members	Charter Members	Reinstate Members	Transfer Members	Total Member Added	Total Members Dropped	Gain/ Loss Members
2017-2018	0	2	-2	136	0	10	5	151	180	-29
2018-2019	0	1	-1	48	0	8	2	58	108	-50
2019-2020	0	0	0	120	0	9	1	130	126	4
2020-2021	0	1	-1	95	0	10	2	107	117	-10
2021-2022	0	2	-2	104	0	3	1	108	142	-34
<b>Average</b>	<b>0</b>	<b>1</b>	<b>-1</b>	<b>101</b>	<b>0</b>	<b>8</b>	<b>2</b>	<b>111</b>	<b>135</b>	<b>-24</b>



### Membership Composition June 2022 Cumulative



### Gender Composition June 2022 Cumulative

