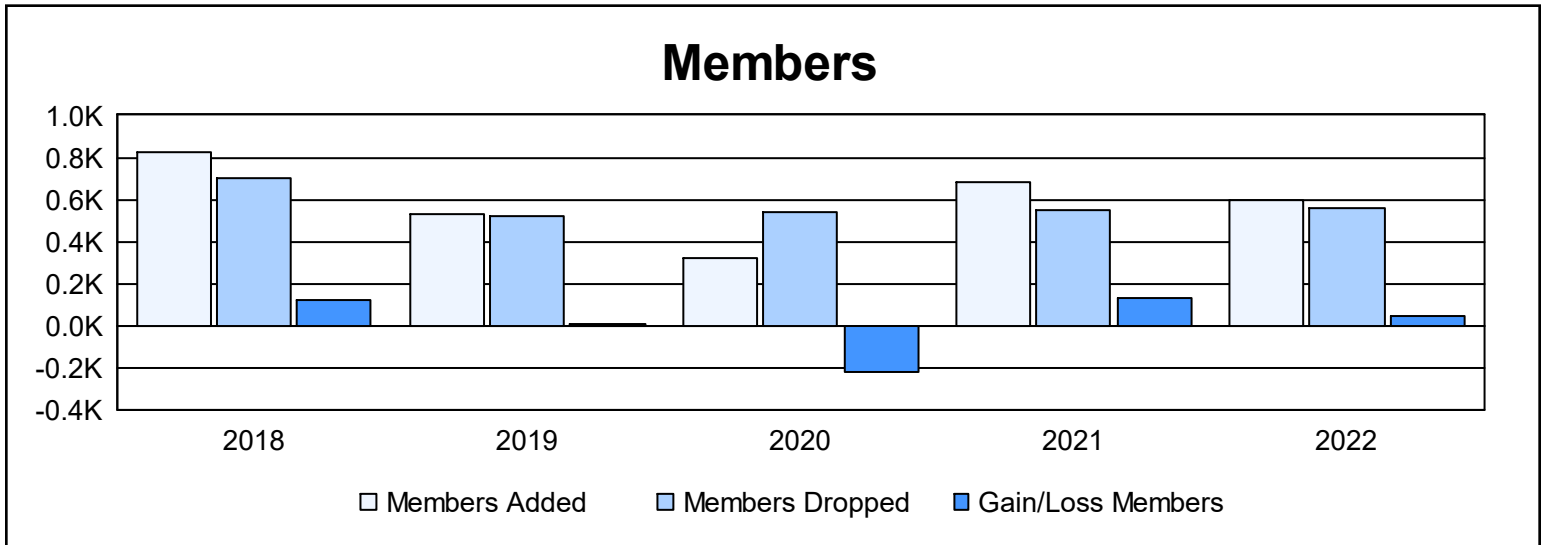
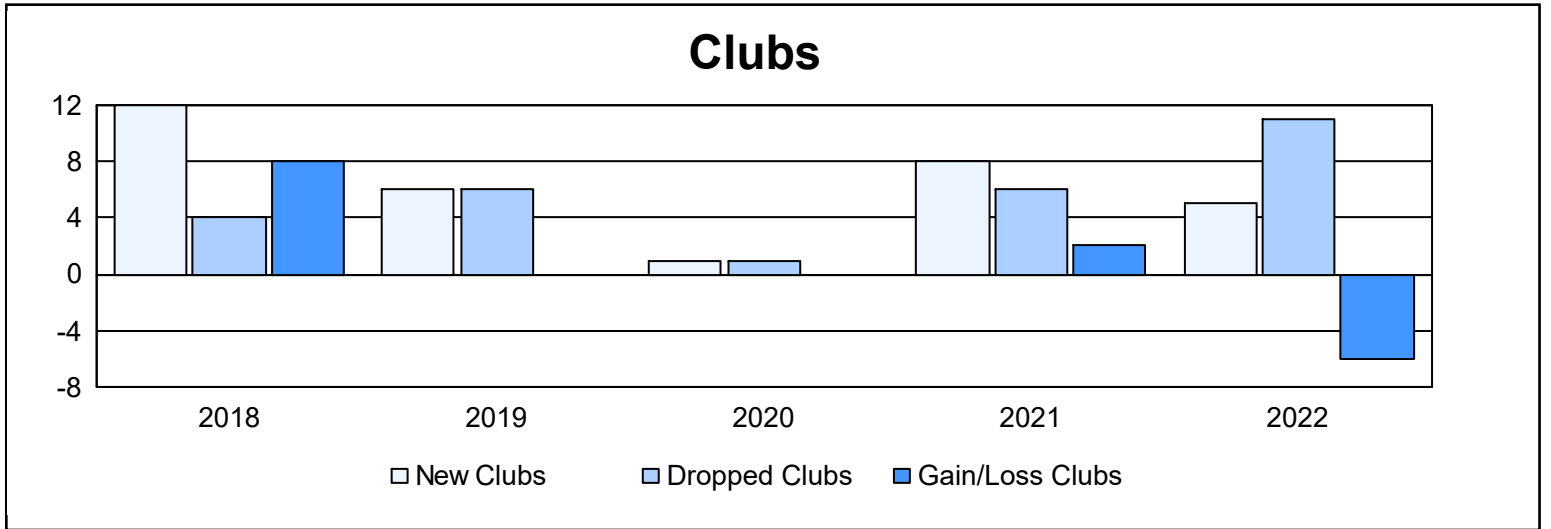
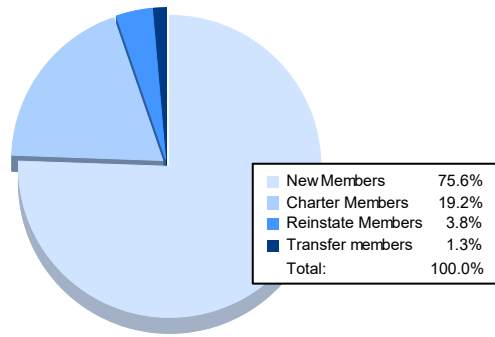


Year	New Clubs	Dropped Clubs	Gain/ Loss Clubs	New Members	Charter Members	Reinstate Members	Transfer Members	Total Member Added	Total Members Dropped	Gain/ Loss Members
2017-2018	12	4	8	541	256	25	3	825	703	122
2018-2019	6	6	0	230	191	109	3	533	523	10
2019-2020	1	1	0	190	65	52	15	322	543	-221
2020-2021	8	6	2	395	221	55	6	677	547	130
2021-2022	5	11	-6	452	115	23	8	598	555	43
<b>Average</b>	<b>6</b>	<b>6</b>	<b>1</b>	<b>362</b>	<b>170</b>	<b>53</b>	<b>7</b>	<b>591</b>	<b>574</b>	<b>17</b>



### Membership Composition June 2022 Cumulative



### Gender Composition June 2022 Cumulative

