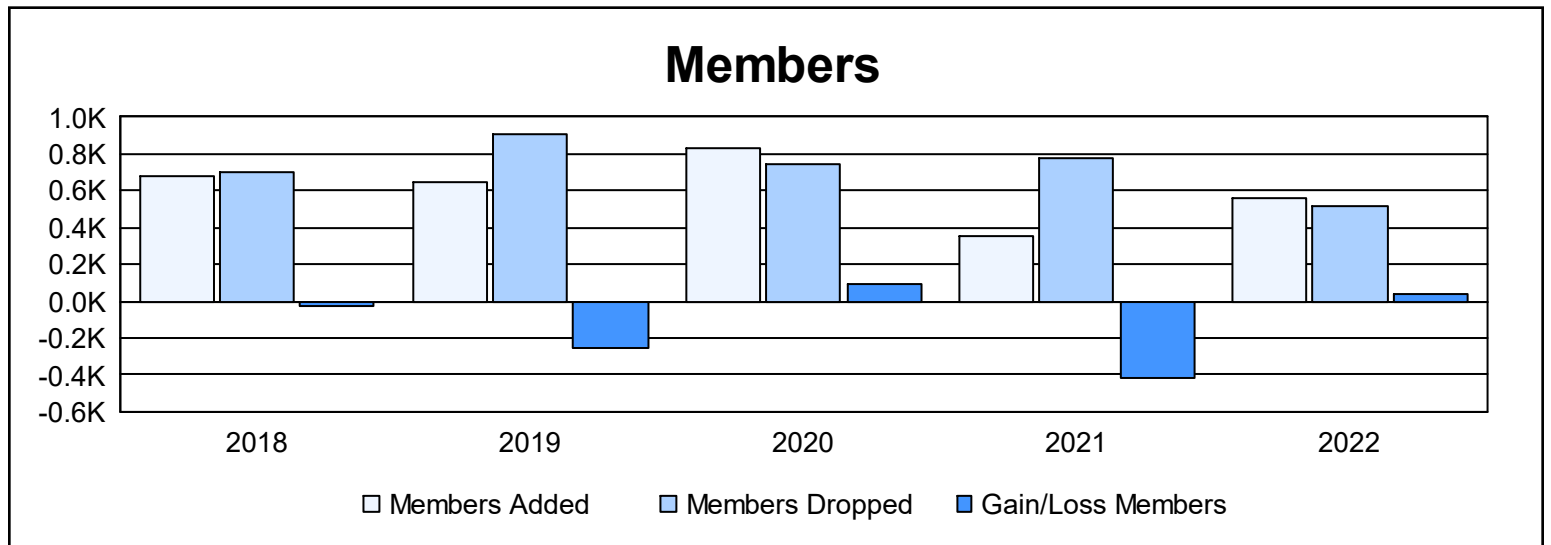
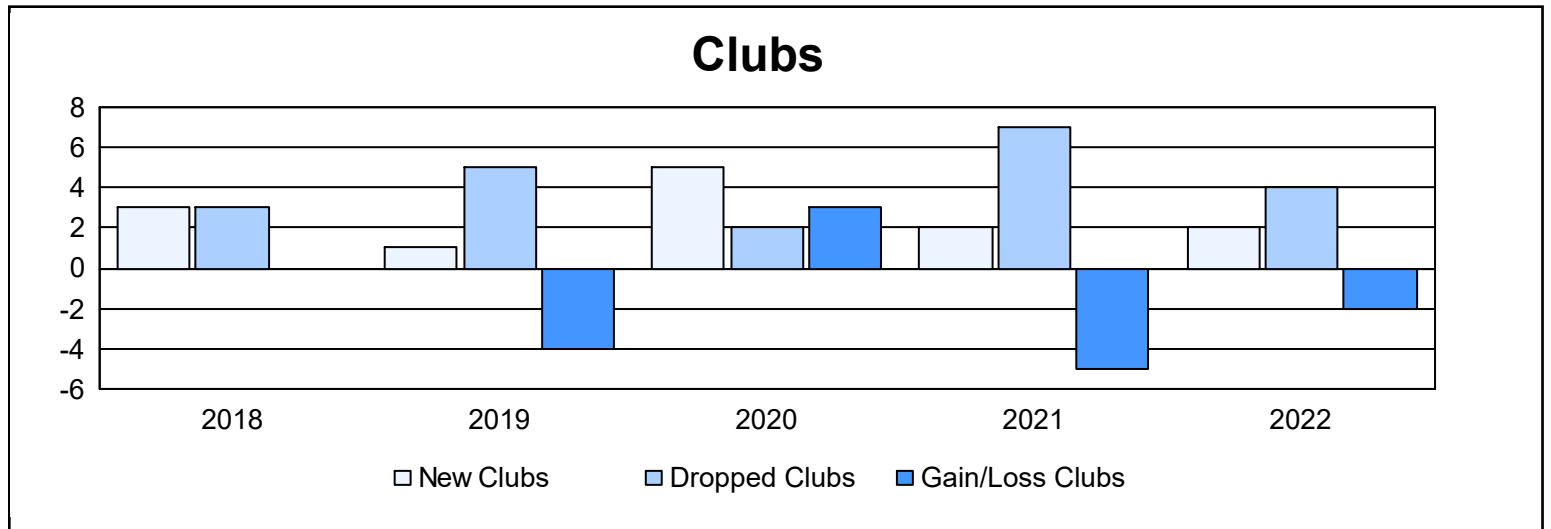
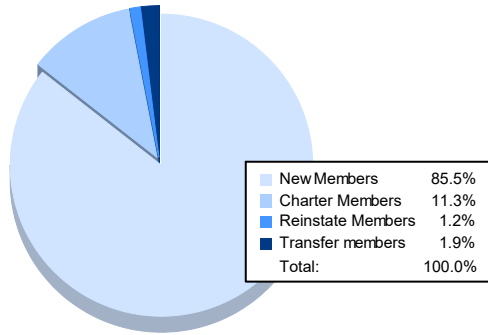


| Year           | New Clubs | Dropped Clubs | Gain/ Loss Clubs | New Members | Charter Members | Reinstate Members | Transfer Members | Total Member Added | Total Members Dropped | Gain/ Loss Members |
|----------------|-----------|---------------|------------------|-------------|-----------------|-------------------|------------------|--------------------|-----------------------|--------------------|
| 2017-2018      | 3         | 3             | 0                | 561         | 62              | 36                | 18               | 677                | 700                   | -23                |
| 2018-2019      | 1         | 5             | -4               | 542         | 30              | 11                | 66               | 649                | 908                   | -259               |
| 2019-2020      | 5         | 2             | 3                | 639         | 127             | 46                | 23               | 835                | 745                   | 90                 |
| 2020-2021      | 2         | 7             | -5               | 276         | 55              | 10                | 11               | 352                | 774                   | -422               |
| 2021-2022      | 2         | 4             | -2               | 483         | 64              | 7                 | 11               | 565                | 521                   | 44                 |
| <b>Average</b> | <b>3</b>  | <b>4</b>      | <b>-2</b>        | <b>500</b>  | <b>68</b>       | <b>22</b>         | <b>26</b>        | <b>616</b>         | <b>730</b>            | <b>-114</b>        |



### Membership Composition June 2022 Cumulative



### Gender Composition June 2022 Cumulative

