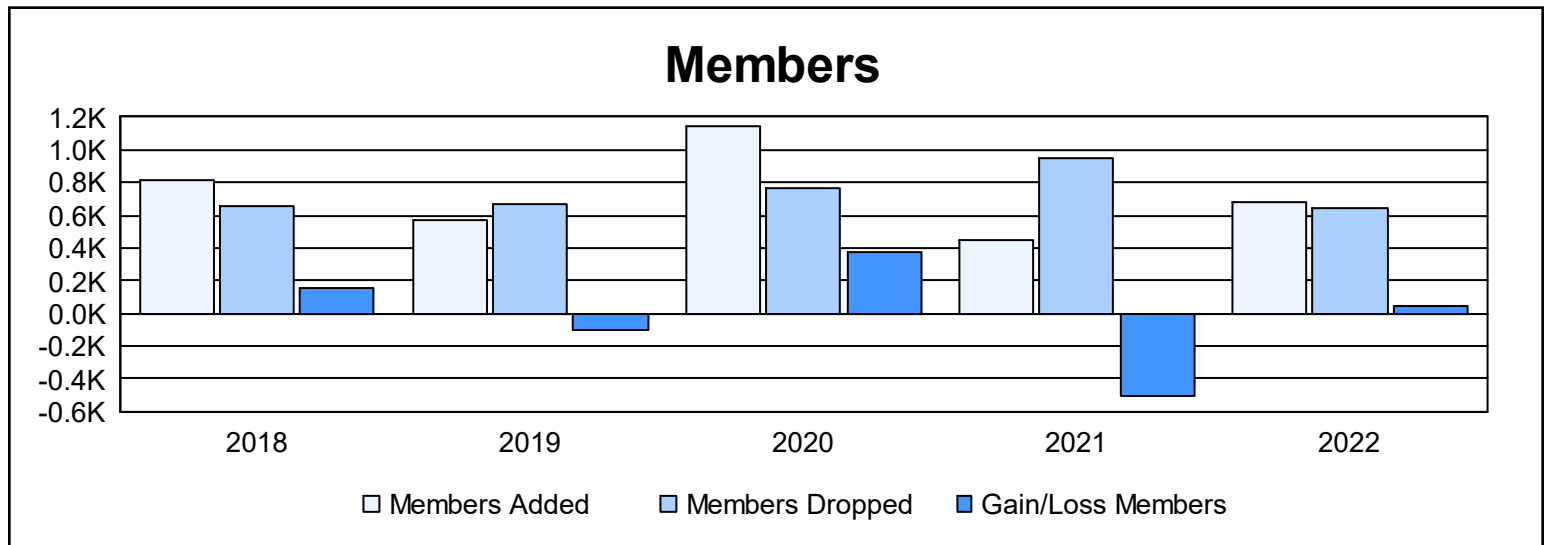
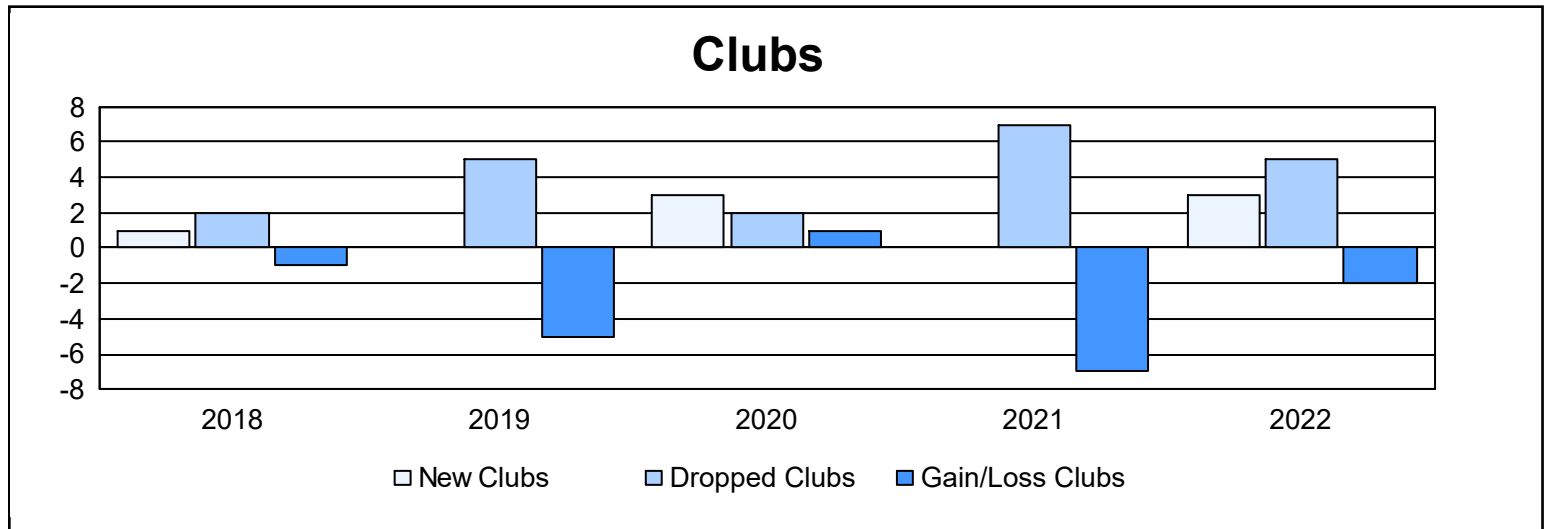
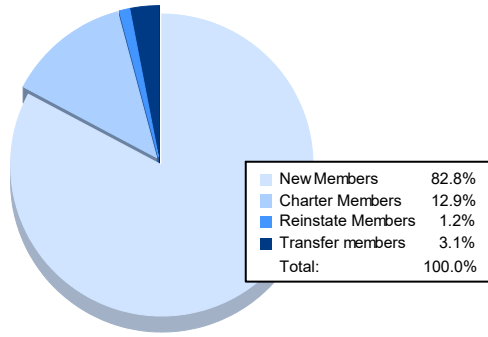


| Year | New Clubs | Dropped Clubs | Gain/Loss Clubs | New Members | Charter Members | Reinstate Members | Transfer Members | Total Member Added | Total Members Dropped | Gain/Loss Members |
|----------------|-----------|---------------|-----------------|-------------|-----------------|-------------------|------------------|--------------------|-----------------------|-------------------|
| 2017-2018 | 1 | 2 | -1 | 739 | 30 | 14 | 34 | 817 | 660 | 157 |
| 2018-2019 | 0 | 5 | -5 | 556 | 0 | 8 | 9 | 573 | 672 | -99 |
| 2019-2020 | 3 | 2 | 1 | 987 | 76 | 49 | 29 | 1,141 | 765 | 376 |
| 2020-2021 | 0 | 7 | -7 | 375 | 7 | 13 | 49 | 444 | 951 | -507 |
| 2021-2022 | 3 | 5 | -2 | 565 | 88 | 8 | 21 | 682 | 638 | 44 |
| Average | 1 | 4 | -3 | 644 | 40 | 18 | 28 | 731 | 737 | -6 |



Membership Composition June 2022 Cumulative



Gender Composition June 2022 Cumulative

