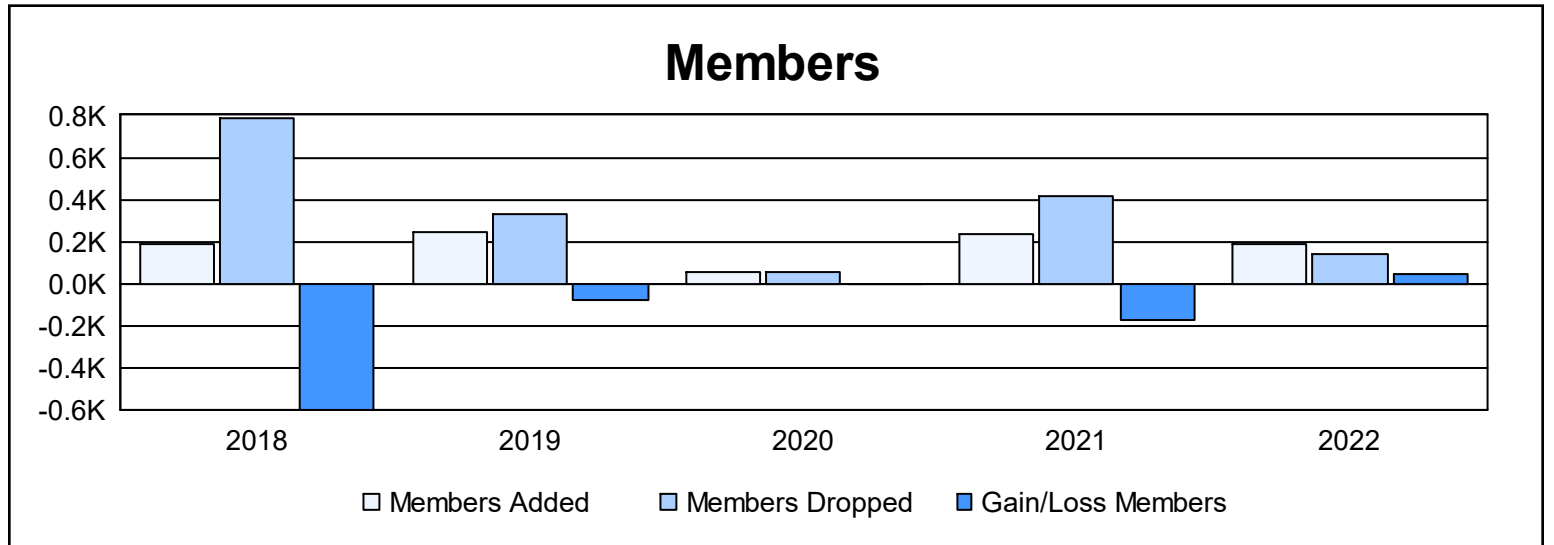
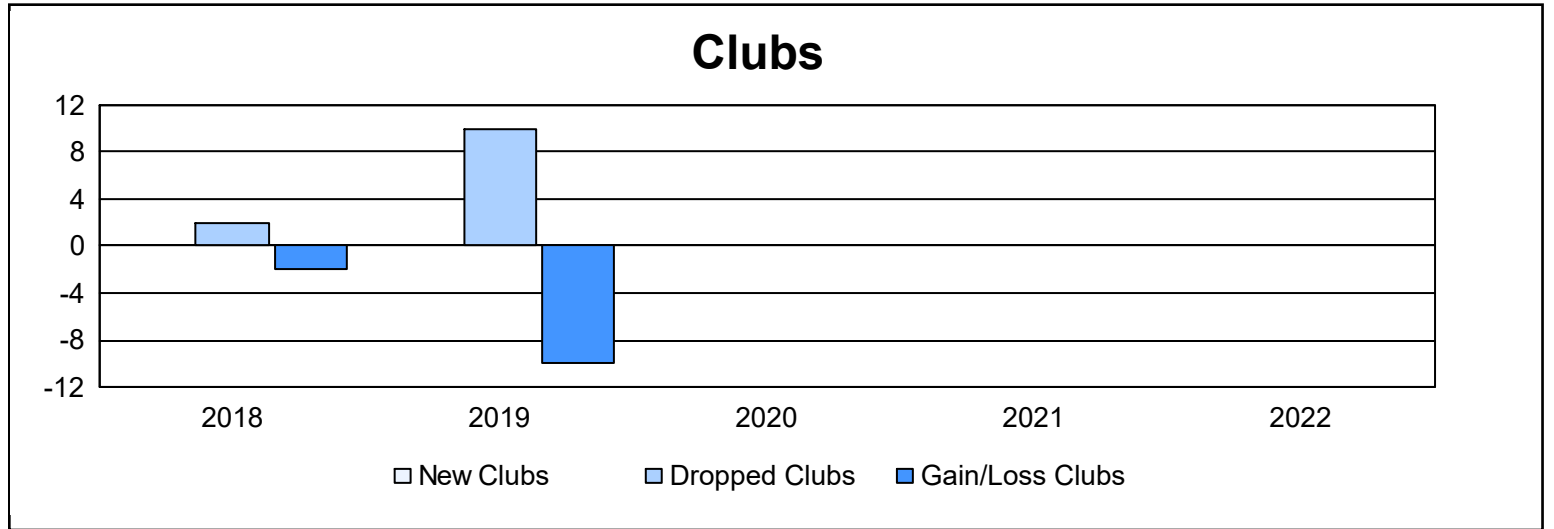
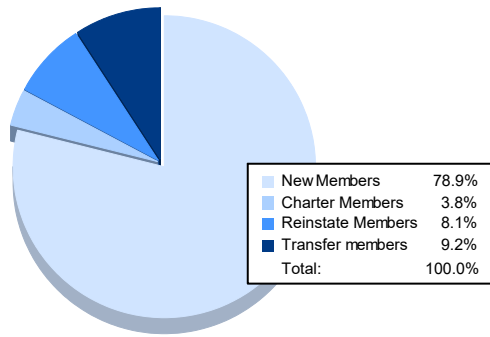


Year	New Clubs	Dropped Clubs	Gain/ Loss Clubs	New Members	Charter Members	Reinstate Members	Transfer Members	Total Member Added	Total Members Dropped	Gain/ Loss Members
2017-2018	0	2	-2	113	54	3	18	188	787	-599
2018-2019	0	10	-10	111	92	29	16	248	330	-82
2019-2020	0	0	0	10	21	8	12	51	56	-5
2020-2021	0	0	0	184	15	7	33	239	416	-177
2021-2022	0	0	0	146	7	15	17	185	144	41
<b>Average</b>	<b>0</b>	<b>2</b>	<b>-2</b>	<b>113</b>	<b>38</b>	<b>12</b>	<b>19</b>	<b>182</b>	<b>347</b>	<b>-164</b>



### Membership Composition June 2022 Cumulative



### Gender Composition June 2022 Cumulative

