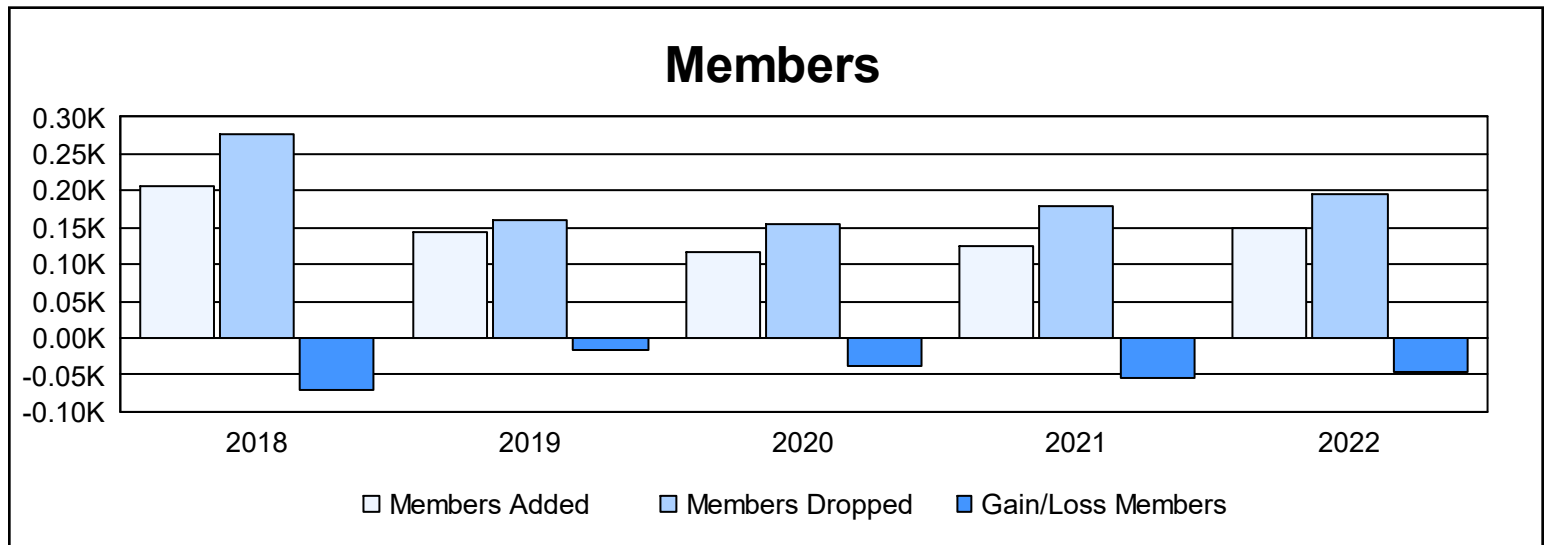
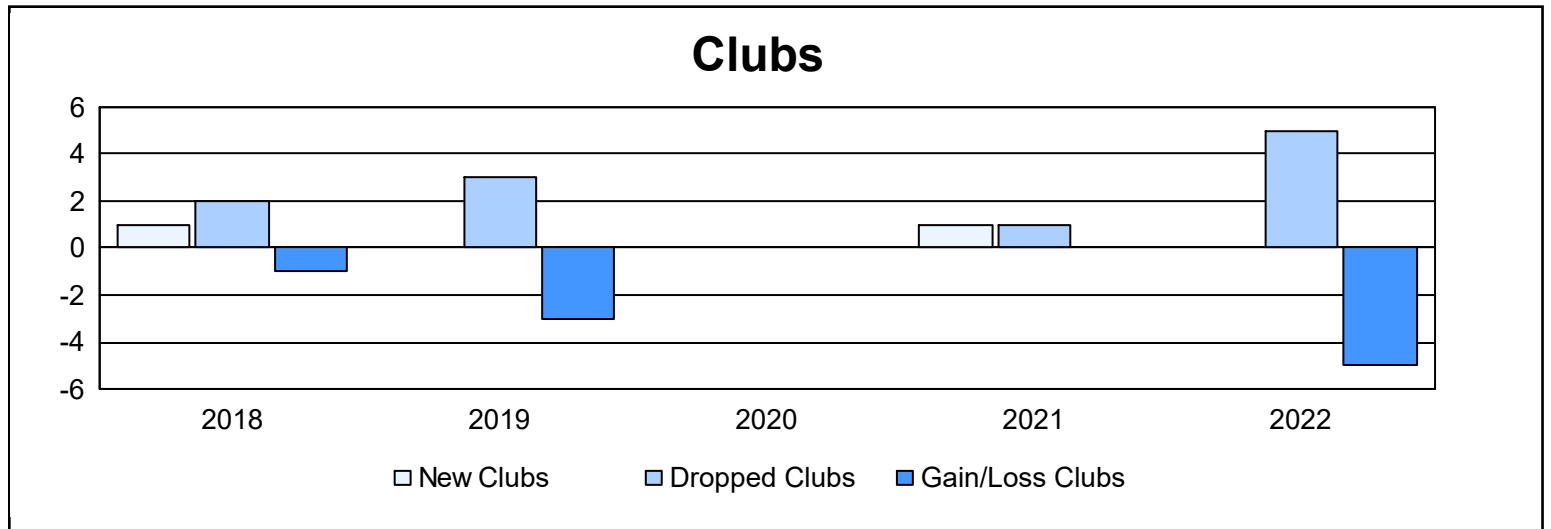
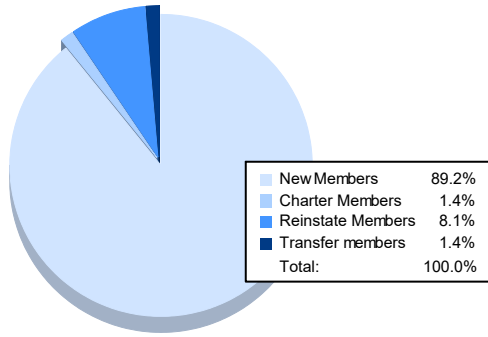


Year	New Clubs	Dropped Clubs	Gain/ Loss Clubs	New Members	Charter Members	Reinstate Members	Transfer Members	Total Member Added	Total Members Dropped	Gain/ Loss Members
2017-2018	1	2	-1	152	31	15	7	205	276	-71
2018-2019	0	3	-3	127	0	10	7	144	161	-17
2019-2020	0	0	0	107	0	8	3	118	155	-37
2020-2021	1	1	0	96	17	10	2	125	178	-53
2021-2022	0	5	-5	132	2	12	2	148	195	-47
<b>Average</b>	<b>0</b>	<b>2</b>	<b>-2</b>	<b>123</b>	<b>10</b>	<b>11</b>	<b>4</b>	<b>148</b>	<b>193</b>	<b>-45</b>



### Membership Composition June 2022 Cumulative



### Gender Composition June 2022 Cumulative

