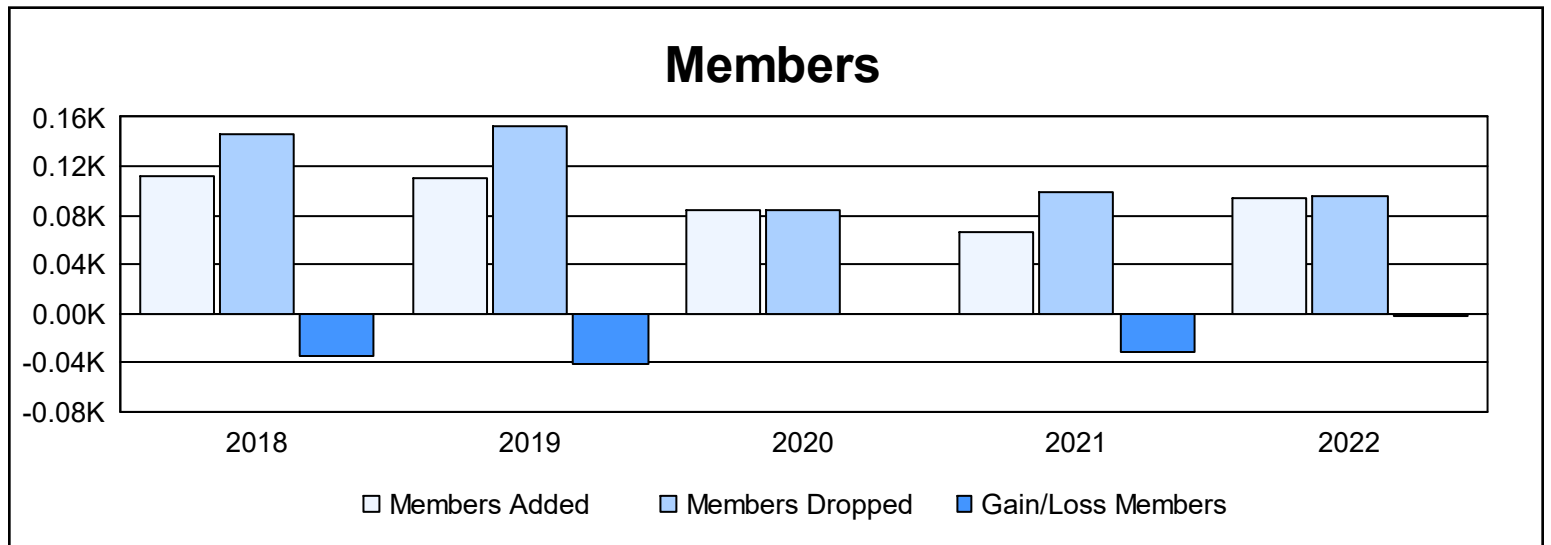
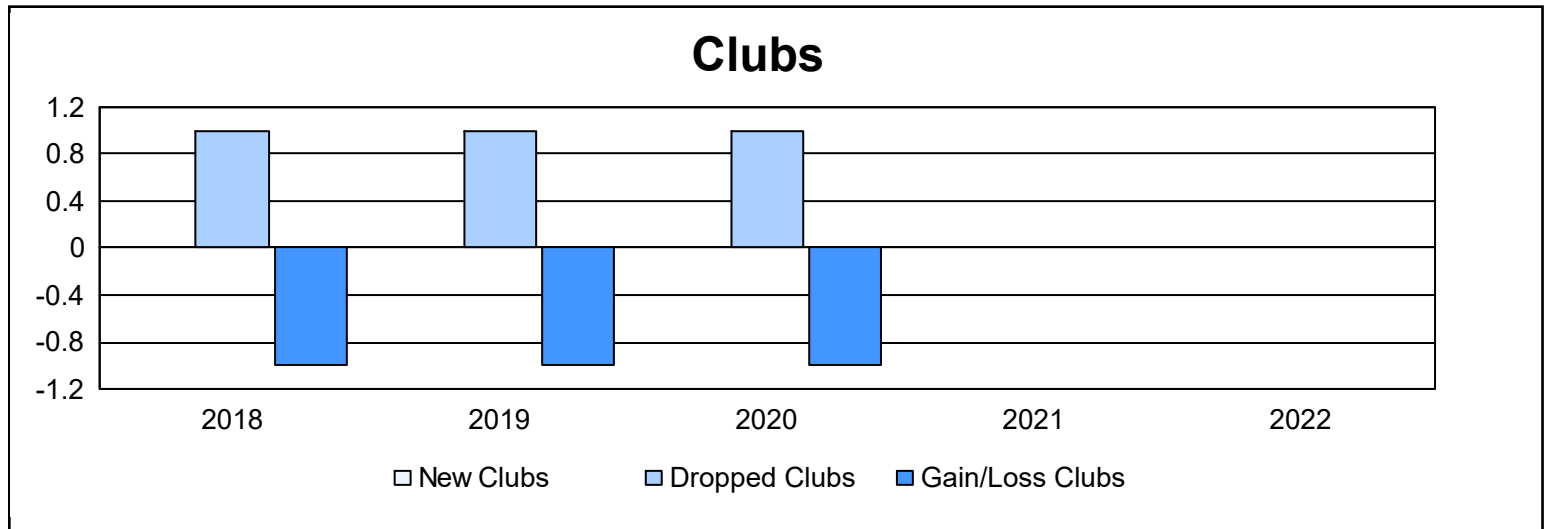
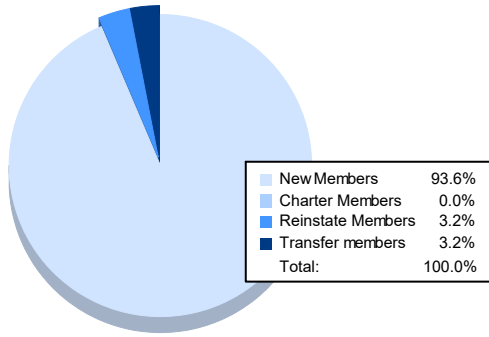


| Year           | New Clubs | Dropped Clubs | Gain/ Loss Clubs | New Members | Charter Members | Reinstate Members | Transfer Members | Total Member Added | Total Members Dropped | Gain/ Loss Members |
|----------------|-----------|---------------|------------------|-------------|-----------------|-------------------|------------------|--------------------|-----------------------|--------------------|
| 2017-2018      | 0         | 1             | -1               | 97          | 0               | 9                 | 6                | 112                | 146                   | -34                |
| 2018-2019      | 0         | 1             | -1               | 94          | 0               | 9                 | 8                | 111                | 153                   | -42                |
| 2019-2020      | 0         | 1             | -1               | 67          | 3               | 14                | 1                | 85                 | 85                    | 0                  |
| 2020-2021      | 0         | 0             | 0                | 55          | 0               | 9                 | 3                | 67                 | 99                    | -32                |
| 2021-2022      | 0         | 0             | 0                | 88          | 0               | 3                 | 3                | 94                 | 96                    | -2                 |
| <b>Average</b> | <b>0</b>  | <b>1</b>      | <b>-1</b>        | <b>80</b>   | <b>1</b>        | <b>9</b>          | <b>4</b>         | <b>94</b>          | <b>116</b>            | <b>-22</b>         |



### Membership Composition June 2022 Cumulative



### Gender Composition June 2022 Cumulative

