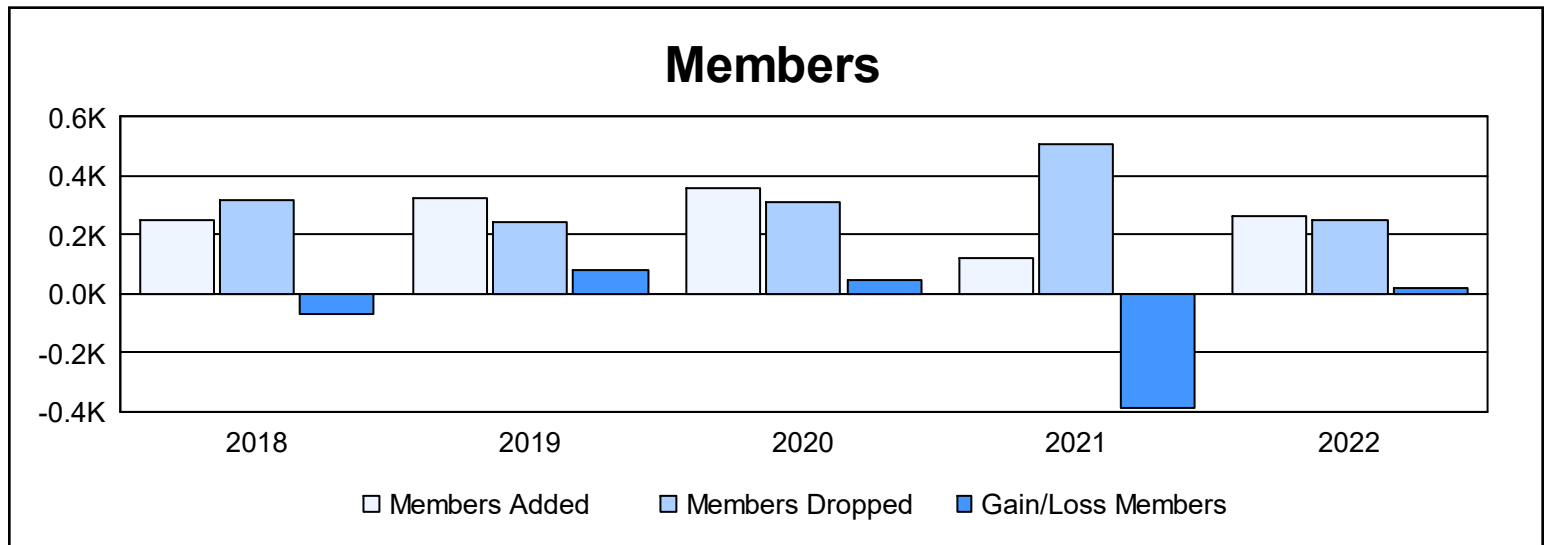
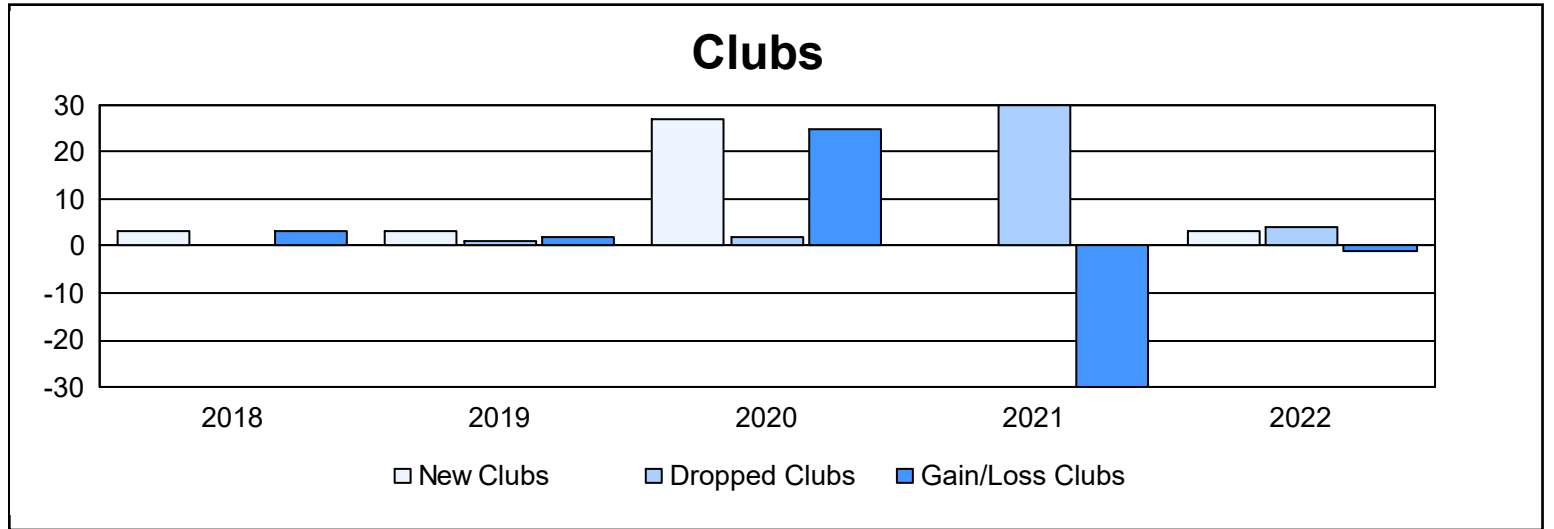
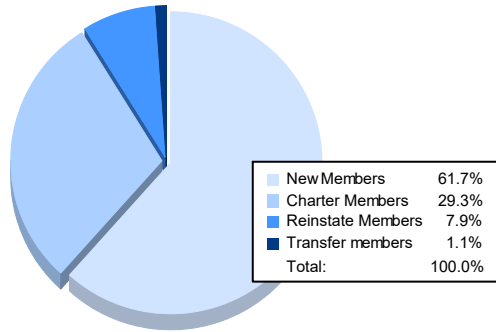


| Year           | New Clubs | Dropped Clubs | Gain/ Loss Clubs | New Members | Charter Members | Reinstate Members | Transfer Members | Total Member Added | Total Members Dropped | Gain/ Loss Members |
|----------------|-----------|---------------|------------------|-------------|-----------------|-------------------|------------------|--------------------|-----------------------|--------------------|
| 2017-2018      | 3         | 0             | 3                | 155         | 75              | 12                | 5                | 247                | 316                   | -69                |
| 2018-2019      | 3         | 1             | 2                | 249         | 71              | 4                 | 3                | 327                | 245                   | 82                 |
| 2019-2020      | 27        | 2             | 25               | 118         | 233             | 10                | 0                | 361                | 311                   | 50                 |
| 2020-2021      | 0         | 30            | -30              | 101         | 8               | 4                 | 7                | 120                | 506                   | -386               |
| 2021-2022      | 3         | 4             | -1               | 164         | 78              | 21                | 3                | 266                | 248                   | 18                 |
| <b>Average</b> | <b>7</b>  | <b>7</b>      | <b>0</b>         | <b>157</b>  | <b>93</b>       | <b>10</b>         | <b>4</b>         | <b>264</b>         | <b>325</b>            | <b>-61</b>         |



### Membership Composition June 2022 Cumulative



### Gender Composition June 2022 Cumulative

