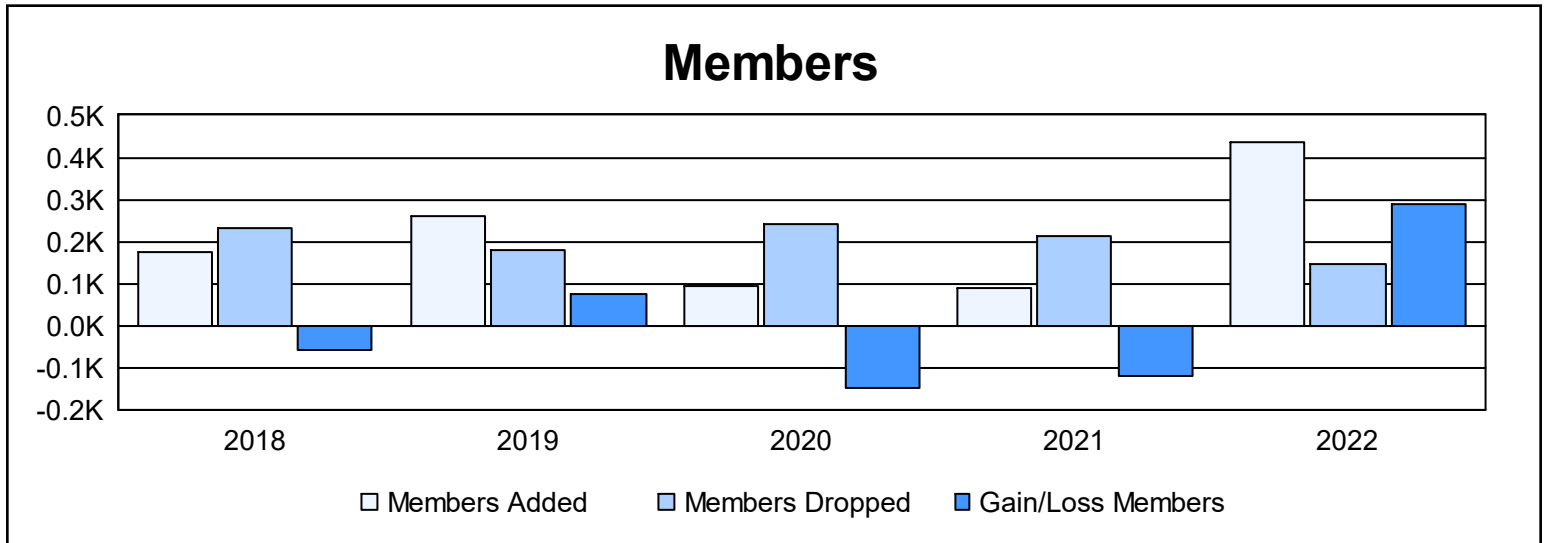
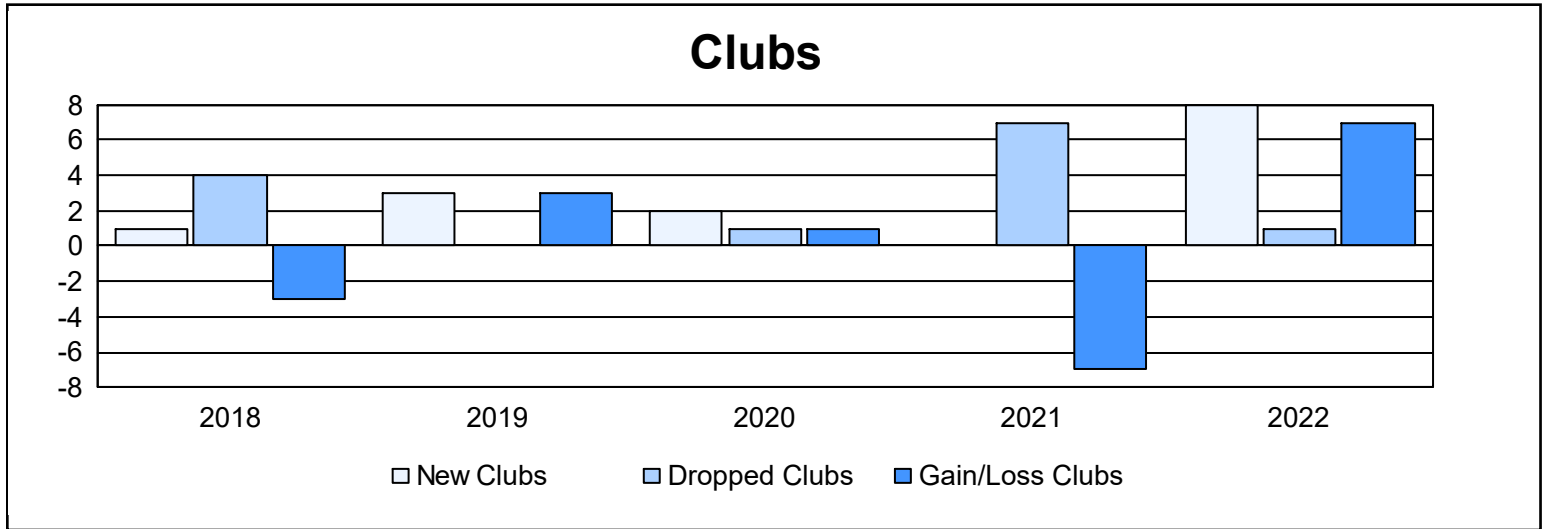
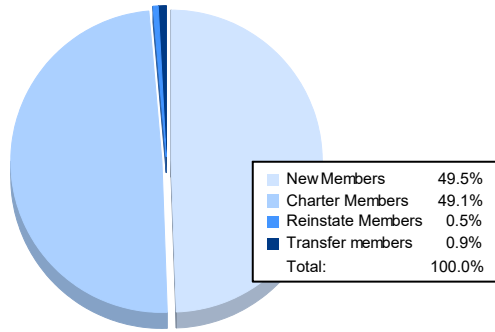


Year	New Clubs	Dropped Clubs	Gain/Loss Clubs	New Members	Charter Members	Reinstate Members	Transfer Members	Total Member Added	Total Members Dropped	Gain/Loss Members
2017-2018	1	4	-3	147	22	6	0	175	232	-57
2018-2019	3	0	3	185	63	8	2	258	181	77
2019-2020	2	1	1	26	57	13	0	96	243	-147
2020-2021	0	7	-7	76	1	10	4	91	213	-122
2021-2022	8	1	7	215	213	2	4	434	144	290
<b>Average</b>	<b>3</b>	<b>3</b>	<b>0</b>	<b>130</b>	<b>71</b>	<b>8</b>	<b>2</b>	<b>211</b>	<b>203</b>	<b>8</b>



### Membership Composition June 2022 Cumulative



### Gender Composition June 2022 Cumulative

