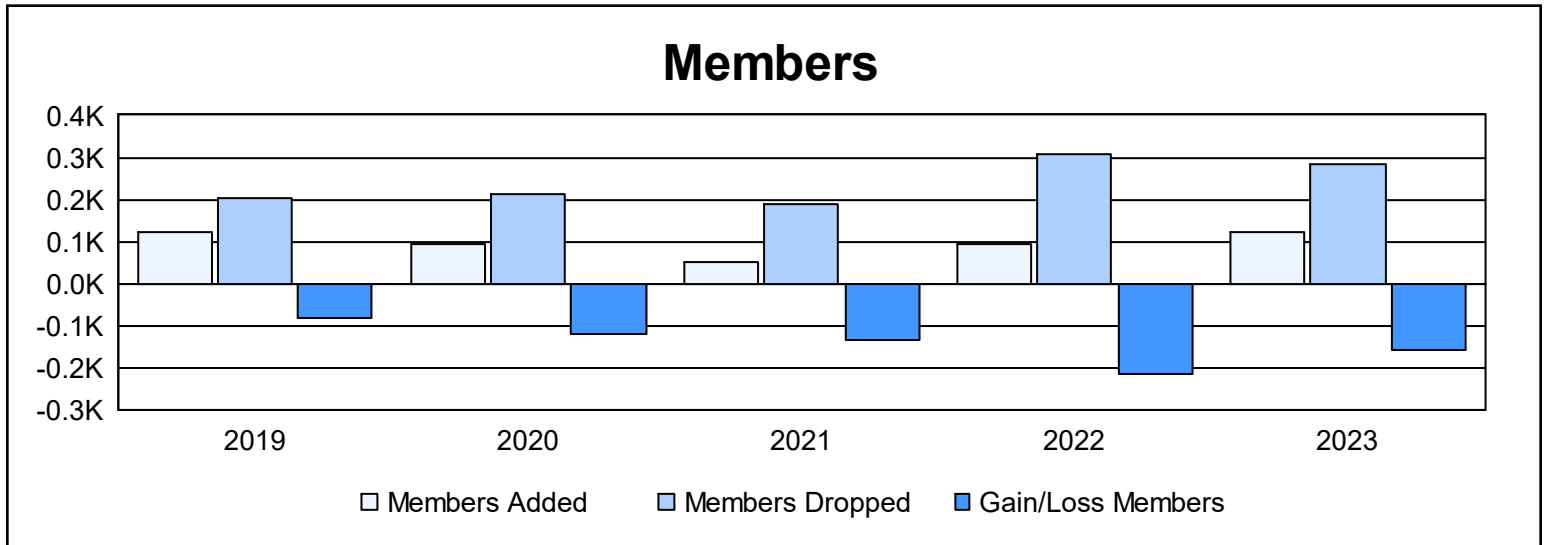
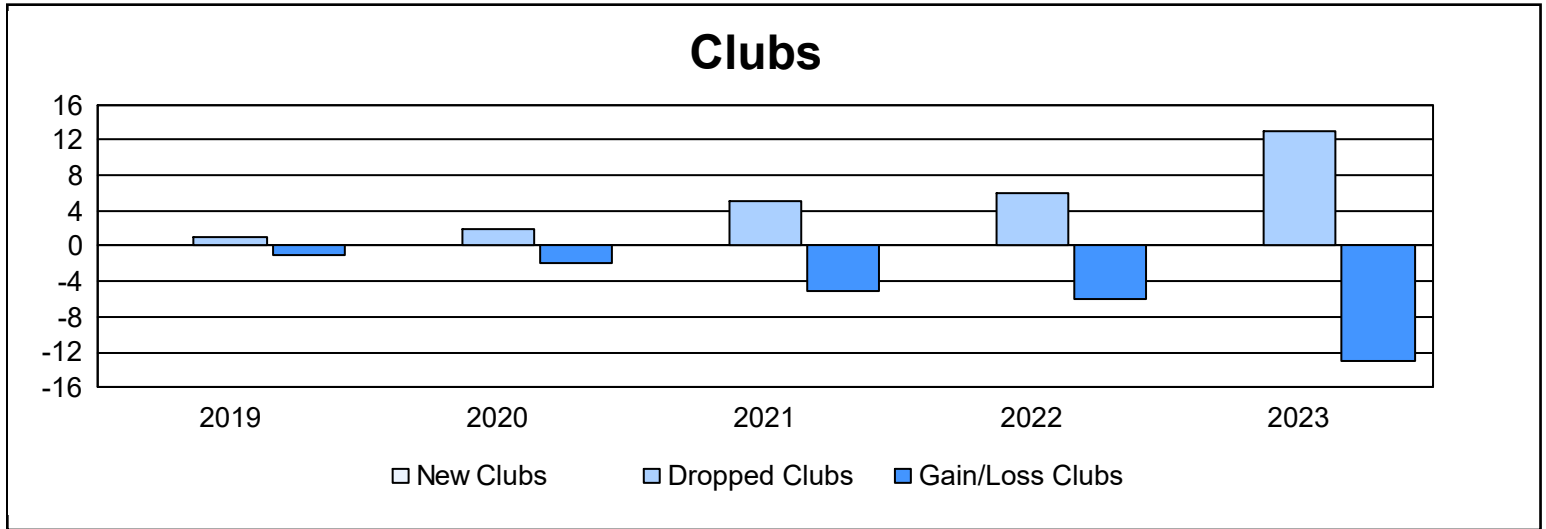
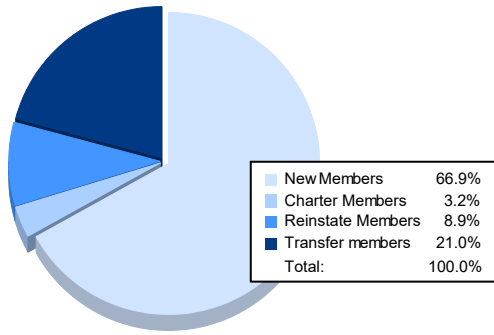


| Year | New Clubs | Dropped Clubs | Gain/ Loss Clubs | New Members | Charter Members | Reinstate Members | Transfer Members | Total Member Added | Total Members Dropped | Gain/ Loss Members |
|----------------|-----------|---------------|------------------|-------------|-----------------|-------------------|------------------|--------------------|-----------------------|--------------------|
| 2018-2019 | 0 | 1 | -1 | 96 | 3 | 4 | 19 | 122 | 205 | -83 |
| 2019-2020 | 0 | 2 | -2 | 79 | 5 | 5 | 4 | 93 | 212 | -119 |
| 2020-2021 | 0 | 5 | -5 | 31 | 0 | 2 | 20 | 53 | 188 | -135 |
| 2021-2022 | 0 | 6 | -6 | 80 | 5 | 0 | 7 | 92 | 305 | -213 |
| 2022-2023 | 0 | 13 | -13 | 83 | 4 | 11 | 26 | 124 | 282 | -158 |
| Average | 0 | 5 | -5 | 74 | 3 | 4 | 15 | 97 | 238 | -142 |



Membership Composition June 2023 Cumulative



Gender Composition June 2023 Cumulative

