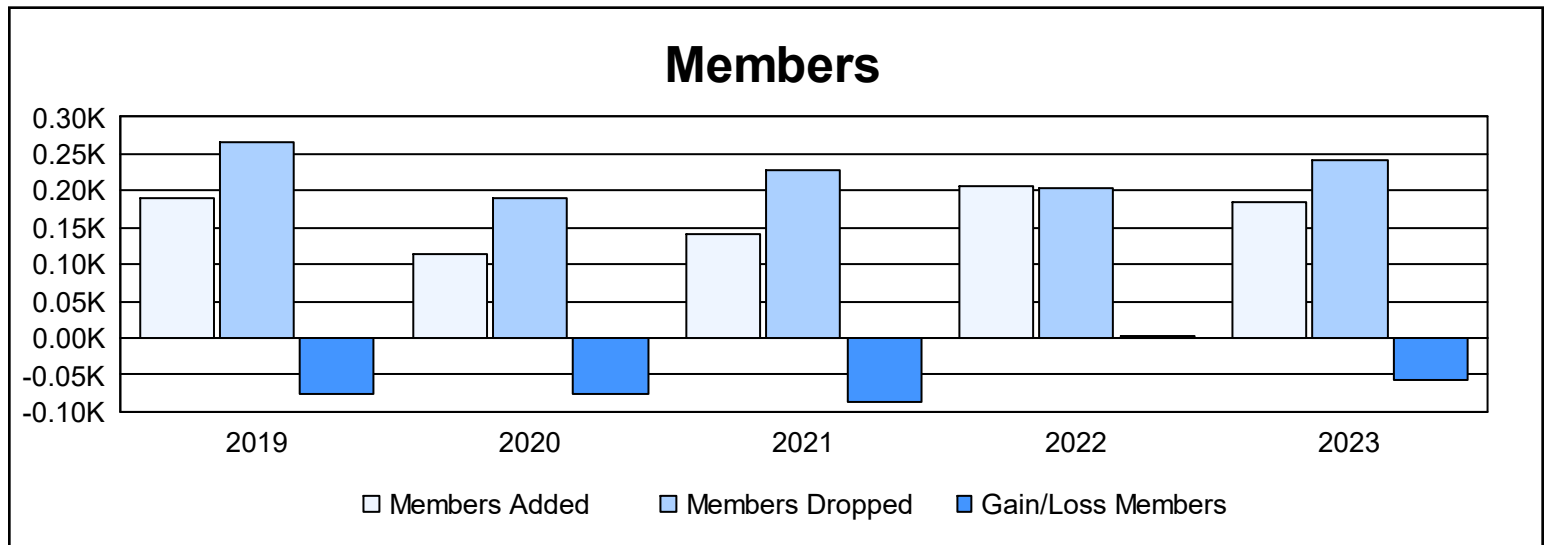
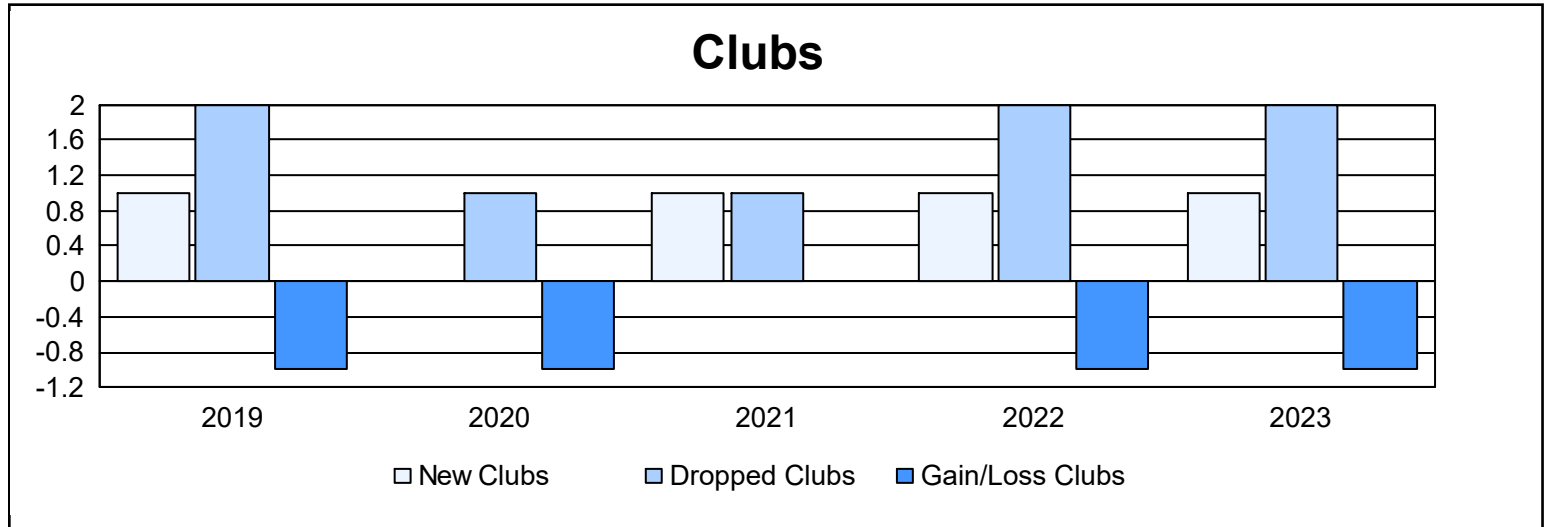
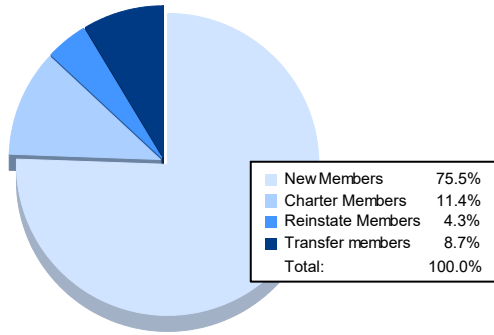


Year	New Clubs	Dropped Clubs	Gain/ Loss Clubs	New Members	Charter Members	Reinstate Members	Transfer Members	Total Member Added	Total Members Dropped	Gain/ Loss Members
2018-2019	1	2	-1	123	20	9	37	189	265	-76
2019-2020	0	1	-1	91	1	4	19	115	190	-75
2020-2021	1	1	0	98	21	4	18	141	229	-88
2021-2022	1	2	-1	153	22	3	28	206	204	2
2022-2023	1	2	-1	139	21	8	16	184	241	-57
<b>Average</b>	<b>1</b>	<b>2</b>	<b>-1</b>	<b>121</b>	<b>17</b>	<b>6</b>	<b>24</b>	<b>167</b>	<b>226</b>	<b>-59</b>



### Membership Composition June 2023 Cumulative



### Gender Composition June 2023 Cumulative

