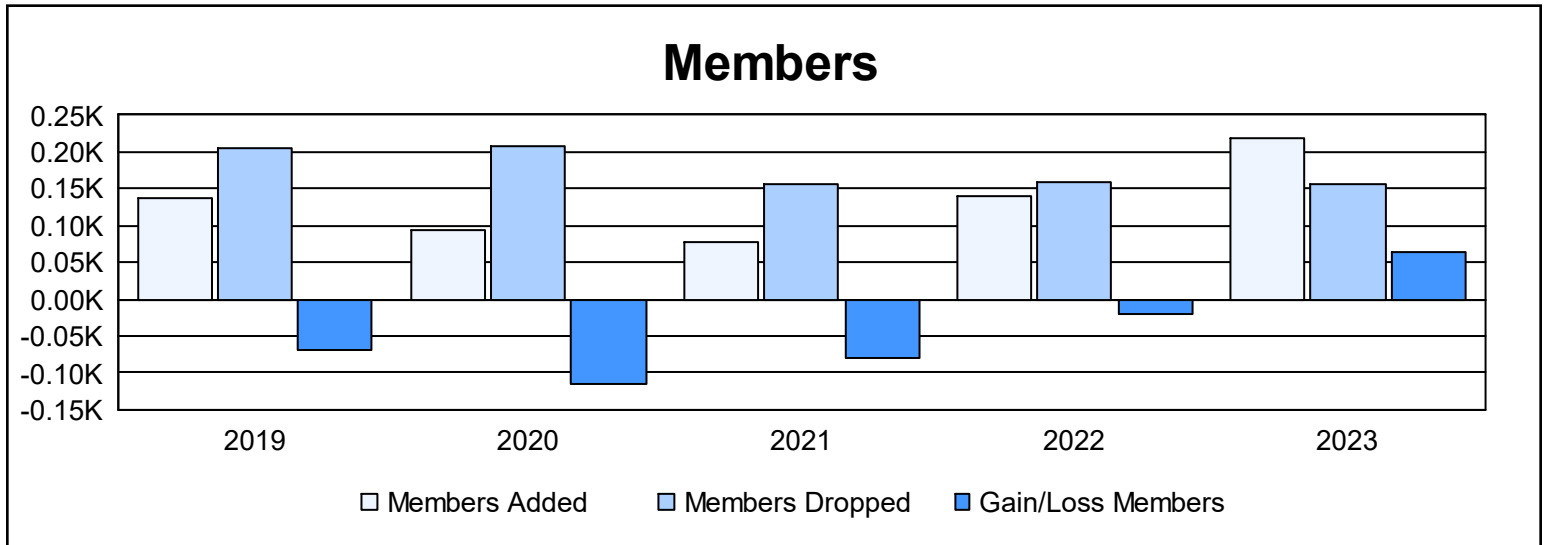
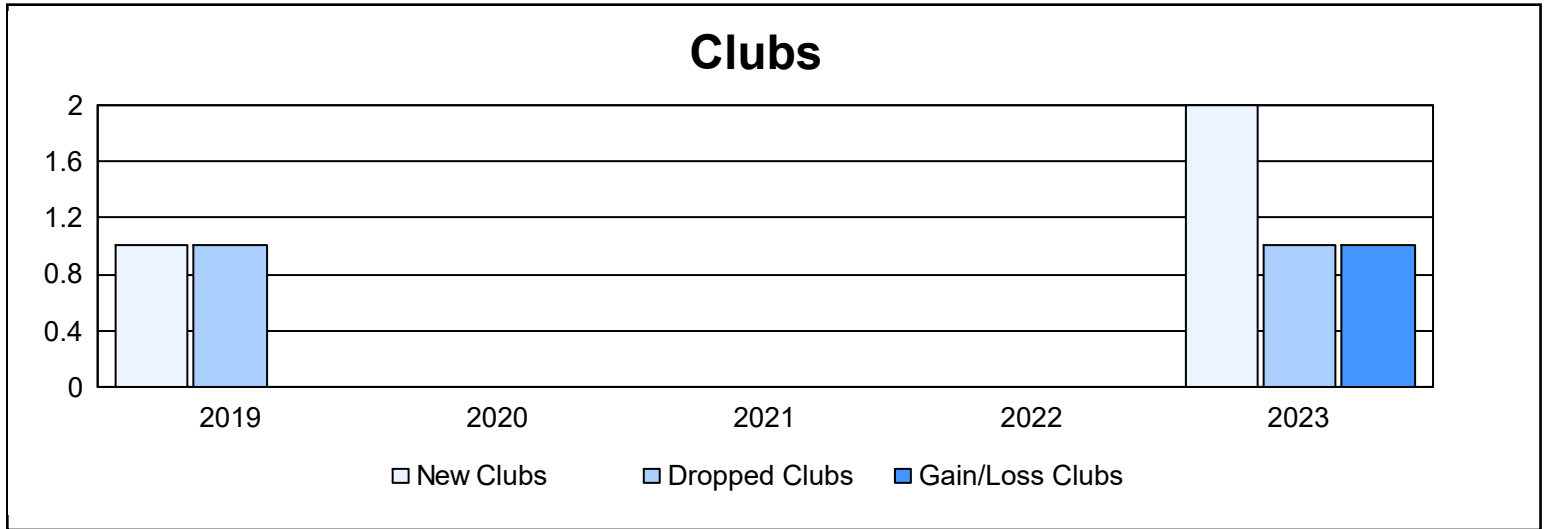
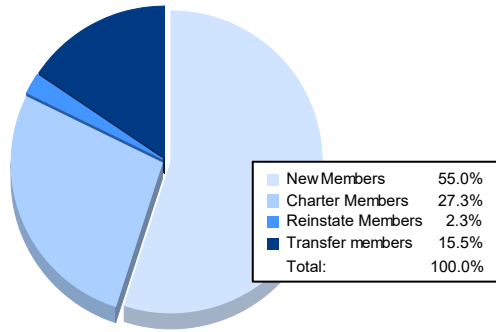


| Year | New Clubs | Dropped Clubs | Gain/ Loss Clubs | New Members | Charter Members | Reinstate Members | Transfer Members | Total Member Added | Total Members Dropped | Gain/ Loss Members |
|----------------|-----------|---------------|------------------|-------------|-----------------|-------------------|------------------|--------------------|-----------------------|--------------------|
| 2018-2019 | 1 | 1 | 0 | 102 | 20 | 6 | 10 | 138 | 206 | -68 |
| 2019-2020 | 0 | 0 | 0 | 82 | 2 | 2 | 8 | 94 | 208 | -114 |
| 2020-2021 | 0 | 0 | 0 | 58 | 6 | 7 | 6 | 77 | 157 | -80 |
| 2021-2022 | 0 | 0 | 0 | 119 | 9 | 8 | 3 | 139 | 160 | -21 |
| 2022-2023 | 2 | 1 | 1 | 121 | 60 | 5 | 34 | 220 | 157 | 63 |
| Average | 1 | 0 | 0 | 96 | 19 | 6 | 12 | 134 | 178 | -44 |



Membership Composition June 2023 Cumulative



Gender Composition June 2023 Cumulative

